



# ANNUAL BUDGET

FISCAL YEAR  
2022-2023

[WWW.NOLANVILLETX.GOV](http://WWW.NOLANVILLETX.GOV)



# CITY OF NOLANVILLE, TEXAS

## ANNUAL BUDGET

**FISCAL YEAR OCTOBER 1, 2022 – SEPTEMBER 30, 2023**

**ADOPTED BUDGET VOTE SEPTEMBER 1, 2022**

**RATIFY TAX RATE VOTE SEPTEMBER 15, 2022**

Vote on Proposed Budget & Tax Rate for Filing  
August 4, 2022

### The Mayor And City Council

Recorded Vote	AYE	NAY	ABSTENTION
ANDY WILLIAMS, MAYOR No Vote Required			
Joan Hinshaw	●		
Butch Reis	●		
Patrick Ramsdell	●		
David Williams	●		
James Bilberry	●		

### KARA ESCAJEDA, CITY MANAGER

Current Year FY 22-23	Rate	Last year
Total Property Tax Rate	0.4441	0.4674
Maintenance & Operations (M&O)	0.3405	0.3463
Interest & Sinking (I&S)	0.1036	0.1211
<b>Calculated Totals</b>		
M&O No New Revenue Rate	.3004	0.3347
M&O Voter Approval Rate	.3109	0.3996
No New Revenue Rate	.3961	0.4824
Voter Approval Total Tax Rate	.4145	0.5599
Unused Increment	.0296	

"This budget will raise more revenue from property taxes than last year's budget by an amount of \$235,070, which is a 22% percent increase from last year's budget. The property tax revenue to be raised from new property added to the tax roll this year is \$172,408."



"Never doubt that a small group of thoughtful, committed, citizens can change the world. Indeed, it is the only thing that ever has."

— Margaret Mead

"A Great Place To Live"





## ***VISION STATEMENT***

The Vision of Nolanville is to preserve our small-town atmosphere while preparing for growth and future generations; to enhance the beautification of the city, embrace the diversity of its people and improve the quality of life for our citizens.

We aspire to be

*"A Great Place to Live."*

## ***MISSION STATEMENT***

Our mission is to promote the health, safety, and welfare of our citizens; add value to our community by planning for the future, and encourage community involvement. Being responsive to those we serve while always striving to improve the quality of life for our citizens and enhance our dedication towards making the City of Nolanville

*"A Great Place to Live."*







**ANDY WILLIAMS**  
Mayor



**PATRICK RAMSDELL**  
Mayor Pro-Tem



THE CITY OF NOLANVILLE



**JOAN HINSHAW**  
Councilmember  
Seat 1



**LAWRENCE "BUTCH" REIS**  
Councilmember  
Seat 2



**DAVID WILLIAMS III**  
Councilmember  
Seat 4



**JAMES "LYNN" BILBERRY**  
Councilmember  
Seat 5

Nolanville City Council



# TABLE OF CONTENTS

## CITY OF NOLANVILLE ORGANIZATIONAL CHART

## BUDGET MESSAGE

- 15 BUDGET PURPOSE
- 15 GENERAL FUND RESERVE LEVEL
- 16 GENERAL FUND REVENUES
- 22 SPECIAL FUND REVENUES
- 23 GENERAL FUND EXPENDITURES

## DEPARTMENTAL BUDGETS

- 25 PERSONAL OVERVIEW DATA
- 29 ADMINISTRATION
- 31 MUNICIPAL COURT
- 32 POLICE DEPARTMENT
- 35 PUBLIC WORKS

## SCHEDULE OF CAPITAL OUTLAYS BY DEPARTMENT

## DEBT SERVICE

## CAPITAL IMPROVEMENTS

## AD VALOREM ANALYSIS OF TAX RATES

## FISCAL YEAR 2022-2023 BUDGET



## POLICE DEPARTMENT

LEVERAGE TECHNOLOGY GRANTS FOR SAFE NEIGHBORHOOD INITIATIVES



## PUBLIC WORKS

Remarkable performance in the management of capital construction projects. Last year's equipment purchases will provide cost savings for future road repairs.



## COMPETITIVE WAGES

benchmark raises in officer salary becomes necessary to stay competitive with neighboring cities.



## PARKS & RECREATION

Monarch park improvements continue with assistance from Texas Parks & Wildlife Grant



# APPENDIX

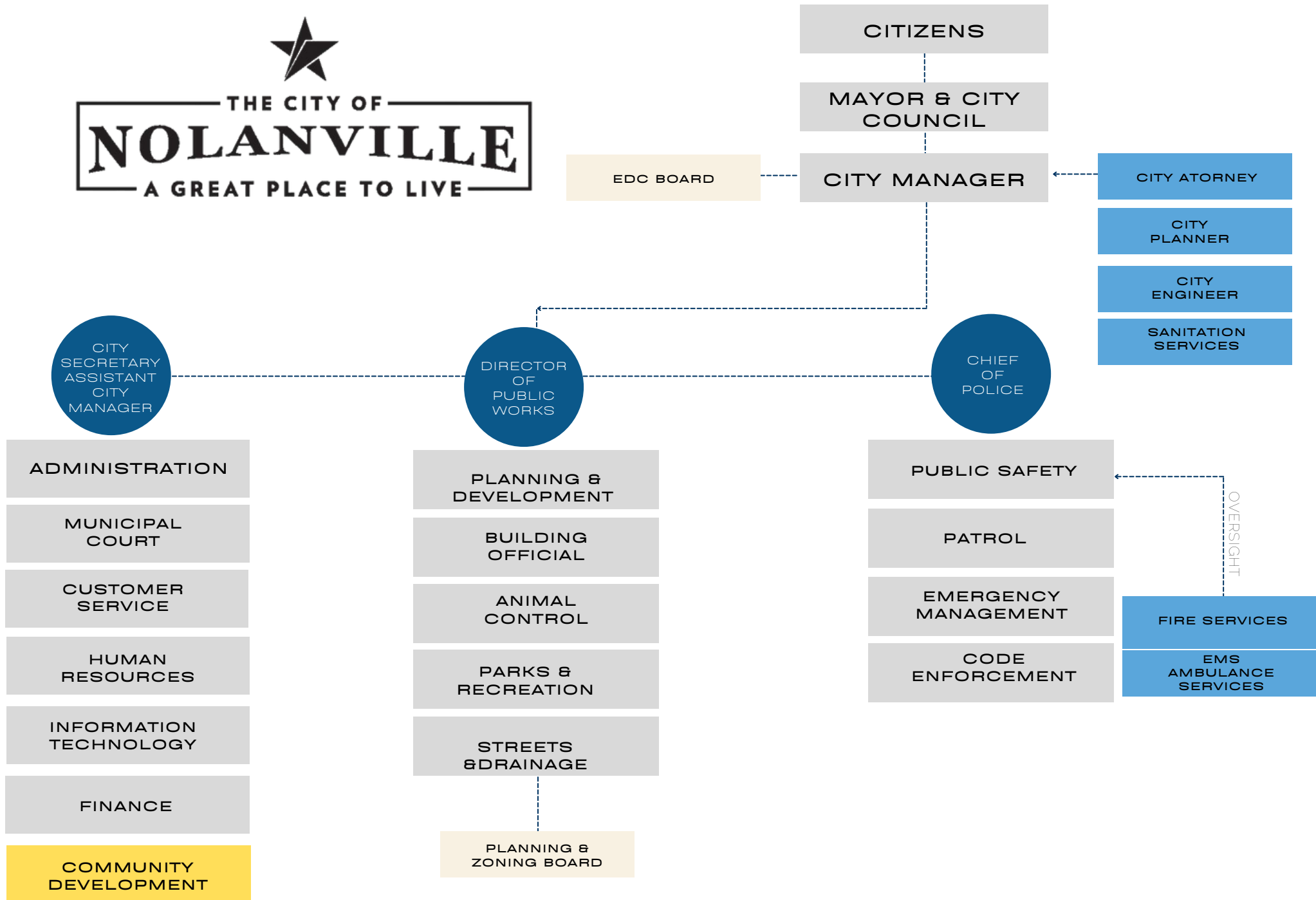
- A BUDGET ORDINANCE NO. F22-09 #1
- B TAX RATE ORDINANCE NO. F22-09 #2
- C INVESTMENT POLICY
- D FINANCIAL POLICIES





# ORGANIZATIONAL CHART







# BUDGET MESSAGE



# BUDGET MESSAGE

Our annual budget results from the combined efforts of the City Council, Management, and Department Heads to allocate the City's financial resources to meet municipal government functions, responsibilities, and goals established by the Nolanville Community in its Comprehensive Plan. While the primary purpose of the budget is to maintain existing levels of service, the staff remains focused on adapting capabilities to serve our rapidly growing community best.



The Comprehensive Plan was first drafted in 2015 when Nolanville residents began an ongoing partnership with Texas Target Communities and ENDEAVR program students from Texas A&M University-College Station. The plan was updated in 2020 with more in-depth illustrations of how a small City can dream big through steady incremental improvement and a vision that can be communicated to the public. This document links with the Comprehensive Plan to provide a financial blueprint to accomplish objectives.

Challenges lie ahead regarding project implementation. Historic growth, inflation, and extreme weather conditions continue to create unforeseen dynamics that have budget implications. These conditions are now a norm of the budget planning process and are mitigated by accounting for contingencies in project budgets.

## LAST YEAR'S ACCOMPLISHMENTS

The City completed its Complete Street Project along Avenue H and Mesquite Street. Avenue H was completely reconstructed with dedicated bike lanes and sidewalks using a combination of Texas Department of Transportation Funding and with the 2020 Bond. Other projects that closed out the 2020 Bond included emergency repairs on the Old Nolanville Road Bridge and road treatments for the Woodlands Subdivision. Investing in this more established portion of town will reinforce that we are truly a community that cares by prioritizing pedestrian safety, providing bus stops, installing dedicated bike lanes, and increasing walkability.

Nolanville Economic Development Corporation (NEDC) accomplished major milestones this year through the passage of several Project Resolutions that will keep our momentum going. Wonderpass, the underpass of Interstate 14 on Main Street, began another iteration of improvements with bridge treatments that included painting and programmable lighting. The planning for this began in 2018 with the request for TxDOT to clean and paint the bridge as part of the I 14 expansion. Concurrently, the NEDC hired an engineer for construction plans to coincide with the completion of the construction. The lighting was officially turned on July 4, 2022.



# BUDGET MESSAGE CONTINUED



The City was able to meet the demands for a surge in commercial and residential growth by streamlining procedures through digital resources. Space was reclaimed as all departments conducted intensive digital retention of documents. This prevents the need to add space to store paper and provides an easy recall ability for open records requests and research. The City phone application was released and provides the ability to better track progress on work orders and research common areas of concern. These actions reflect our commitment to the Smart City concepts highlighted in our comprehensive plan.

We continued to build on the quality of life in physical recreation and resource assistance.

Park elements installed during this year included a mini pitch soccer field and improved ADA access for workout equipment around the track. Public restrooms and replacement playground equipment are on order, but shipping times for these items are not expected until the next Fiscal Year.

Other Quality of Life highlights from this year included the Community Development Staff coordination with Special Transit Services for our City's most vulnerable. This will save on operating costs for the department and allow for additional focus on helping our community in other areas of need.

Public Works continued to process substandard buildings and also collaborated across departments for the development of Neighborhood Empowerment Zones, which will provide a model for housing inventory replacement with affordable models. The addition of capital equipment for road maintenance the past year will impact our ability to do more in-house street repair for many years to come.

The Police Department secured numerous grants for safe neighbors initiatives. You can learn more details in each department portion of the budget.

The last fiscal year was a big year for laying the framework for follow on projects that are part of our highlights for the next budget year and long-term Capital Improvement Plan.

# BUDGET GOALS & HIGHLIGHTS



## HIGHLIGHTS

### Inflation & Revenue Shifts

Inflation and revenue work together to test the limits of our forecast ability. On the surface, it may appear that sales tax increases are working in our favor, but it is tough to forecast this category and the long-term impacts of higher prices are unknown. Inflation dynamics create higher operational costs for the City and the need to compensate staff so that they have the same quality of life that we strive to provide our Community.

### Staffing

This year's budget focuses on building additional Public Safety capacity. Our first immediate need is to incentivize staff to provide dual responsibilities in fire response to augment our fire response contract with Central Bell County Fire & Rescue. The budget provides additional Cost of Labor Adjustments for all staff and provides additional incentive pay for fire response. One other Officer is added to the Police Department, and a Laborer is added to Public Works.

### Project Management

Spur 439 Connectivity project is engineered and ready to progress the City to eventual "ownership" of the TXDOT road, as will the Old Nolanville Road Bridge project. Both projects seek to ensure the road is in optimal condition before the City takes on maintenance. TXDOT will conduct its rehabilitation project in 2023/2024 and "turn back" the road for use as a residential collector. This will allow the City to prohibit heavy freight traffic and improve the Community's safety. In concert with these projects, NEDC will continue to shape our recreational tourism plans for Nolan Creek by enhancing the area around the bridge and recruiting businesses that complement the amenities it will bring. Infrastructure Plans are detailed in the Capital Improvement Plan of this document.

## BUDGET GOALS

### PLAN FOR INFLATION & SHIFTS IN SALES TAX

Maintain a healthy reserve for potential decrease of sales tax due to inflation.

### RETAIN/RECRUIT STAFFING WITH MULTIPLE SKILL SETS

Pay and Incentives matched to desired result.

### CONTINUE TO PROGRESS IMPROVEMENTS THROUGH PHASING

Add 20% contingency to projects for supply chain disruptions.

### COUNCIL OBJECTIVES

Council links projects during the budget year to Goals and Objectives established in the Comprehensive Plan. .

Our Goals are established in the Comprehensive Plan and remain relatively fixed from year to year.

# GOALS

*Nolanville*

Comprehensive Plan  
2015 - 2030



## Transportation

1. Maintain and upgrade the roadway infrastructure and safety
2. Remove heavy freight
3. Incorporate connectivity and accessibility into future development
4. Develop active transit, and bicycle pedestrian friendly, infrastructure to support a healthy and active community
5. Create Transportation Alternatives for residents
6. Maintain and enhance the beauty of Nolanville's streetscape

## Community Facilities and Infrastructure

7. Re-use or re-structure existing buildings for community facilities that everyone in Nolanville can make use of
8. Increase connectivity, accessibility, and safety with sustainable and low-maintenance infrastructure

## Economic Development

9. Develop Nolanville's economic niche through business and cultural events that encapsulate a small-town feel

## Park and Environment

10. Create a system of parks and open spaces with the purpose of preserving natural areas and ecological systems
11. Create recreational and educational opportunities through a system of connected parks and open spaces to make Nolanville "a great place to live"
12. Protect Nolanville's natural areas to preserve wildlife, and conserve human health and heritage, and promote beautification
13. Enhance the value of Nolan Creek for its contribution to the quality of life by monitoring potential hazards

## Housing

14. Maintain quality standards of housing in new and current homes to keep Nolanville a great place to live
15. Provide housing options that meet the needs of the diverse population



# Council Objectives

Our Objectives are derived from the goals and action items listed within the plan. City Council selects and prioritizes objectives each year, and the budget is the financial blueprint for accomplishing them. Below is an update on objectives.

## Transportation



- Position the City to respond to bridge repairs. Emergency repairs complete; received funding from KTMPO for the pedestrian bridge and permanent repairs.
- Prioritize pedestrian and bike mobility on Avenue H (also Goal #4 & #5: 4.1.2, 4.2.3, 5.2.1). Ave H was completed in July 2022; 439 Spur and Avenue G are next.
- Quite Zone incorporated in future RR siding improvements (2.1.2) 5th Street crossing bid August 2022
- Streetlights (6.1.1) City application incorporates reporting street light outages.
- Monitor impact on 439 Spur regarding heaving freight (2.1.1) TxDOT is returning Spur to the City to remove as truck route 2023/2024

Capital Construction  
439 Spur

## Facilities



- Re-use or re-structure existing buildings for community facilities that everyone can use.
- Community Center used as a Multi-use facility and Senior Center (7.2.2) Smart Museum Construction Plans are ready for bid.
- Energy Efficiency for City Facilities. New windows and programmable thermostat, AC replacement plan, and interior lighting replaced in City Hall.
- Support free Clinic Initiatives

Smart Museum  
For All Ages

## Housing



- Maintain quality housing standards in new and current homes to keep Nolanville a great place to live.
- Ensure affordable housing is available (12.1.1, 15.2.1, 15.2.5) - District Overlay Neighborhood Empowerment Zone established for the Woodlands.
- Substandard Building Processes are in place with over 20 abatements.
- Elderly Assistance Community Development with ENDEAVR is established, and HOP transportation is integrated.
- Training for Council, Boards & Commission

Neighborhood  
Empowerment

## Economic Development



- Land Banking
- Vacant Lots (7.3.1) - Corner Main Street
- Vacant Building- Influence Project Schedule (7.2.1, 7.3.2)
- Wayfinding & Gateway Sign Construction plans complete for Gateway Sign
- Develop logo and graphic design elements, then promote (action 8.3.1) Complete
- Initiate neighborhood identity campaign to engage community members in forming an identity. Three areas were installed this year: Ryan Circle, The Ridges, and The Woodlands.
- Install artistic lighting that acts as a landmark and gateway for the community (Action 8.4.1) Completed 7.4.2022, follow on actions for beautification for next FY
- Smart City Initiatives- ENDEAVR Project with Texas A&M

Nolan Creek  
Enhancements

# BUDGET PURPOSE

A budget is the translation of the City's future plans into financial terms. Adopting the budget and the tax rate are two of the most critical processes for the City to go through each year. The budget process is designed to give citizens the notice and impact of each action. The process also includes an opportunity for people to speak to City Council about the budget and the tax rate.

## GENERAL FUND RESERVE

The General Fund is an unassigned spendable fund balance. The General Fund Restricted Reserve today is currently maintained at a balance of \$625,000, exceeding three months of expenditures for emergencies, unforeseen events, and significant economic recessions. The anticipated Unrestricted Reserve Balance at the start of FY 22-23 is \$1,075,000.

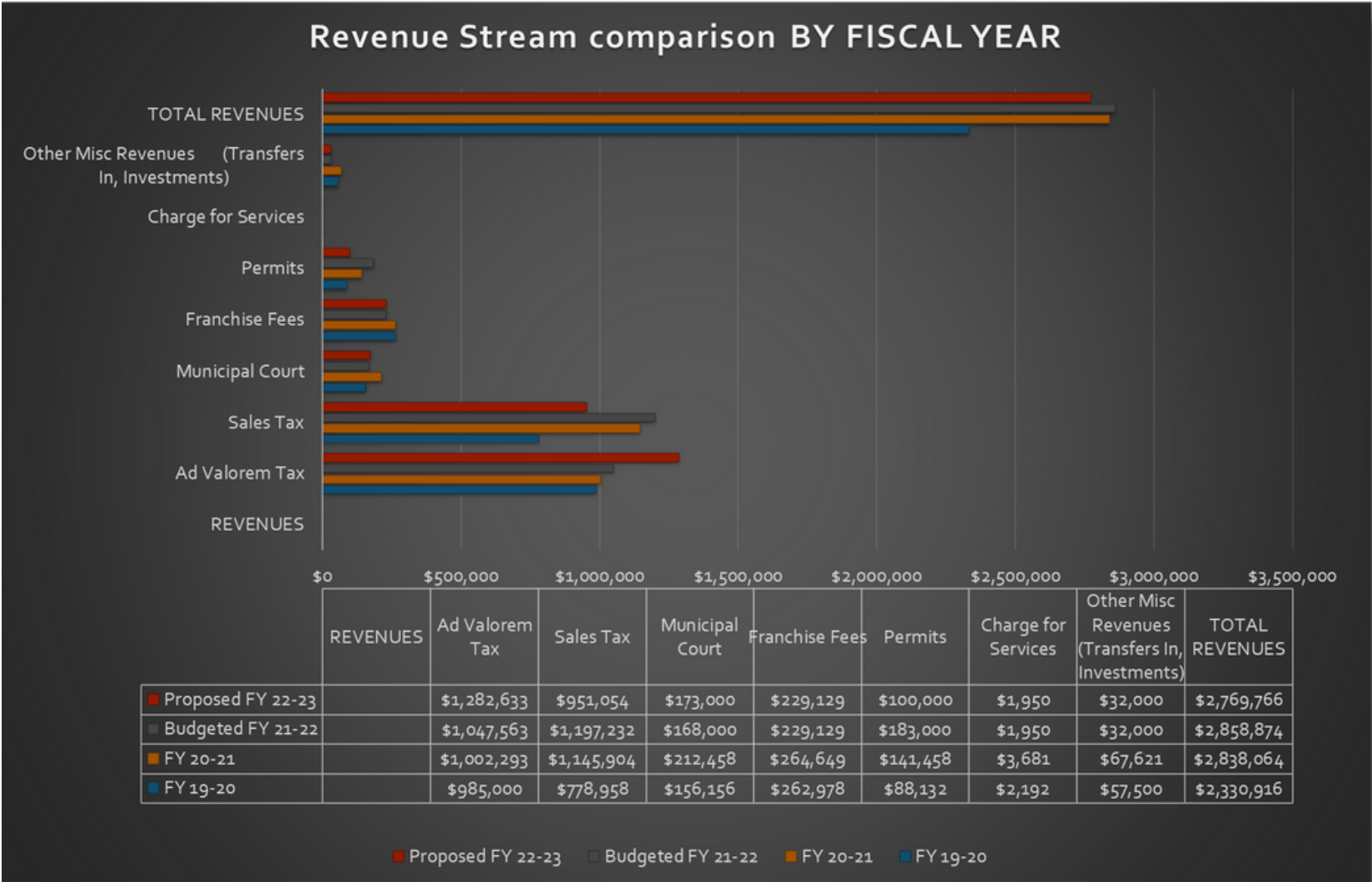
At this time, there are no planned expenditures of the reserve to support next year's budget. There are several capital projects anticipated during FY 22-23. due to the unpredictable inflation experienced on certain construction materials, it may become necessary to program a transfer out to complete projects through a budget amendment.





# GENERAL FUND REVENUES SUMMARY

The City's General Fund receives revenue from several sources, with the top three being ad valorem property tax, sales tax, and franchise fees. The graph below forecasts percentage revenues from each category.



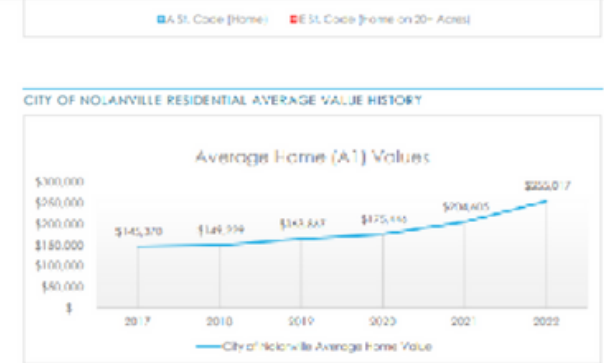
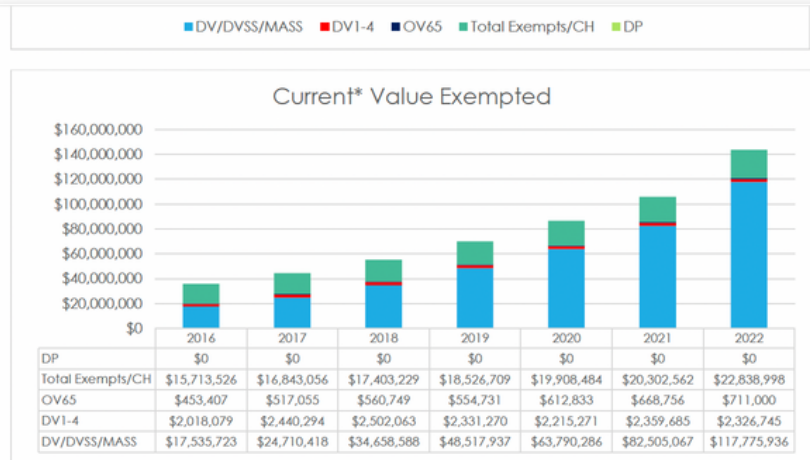




# PROPERTY VALUE ANALYSIS

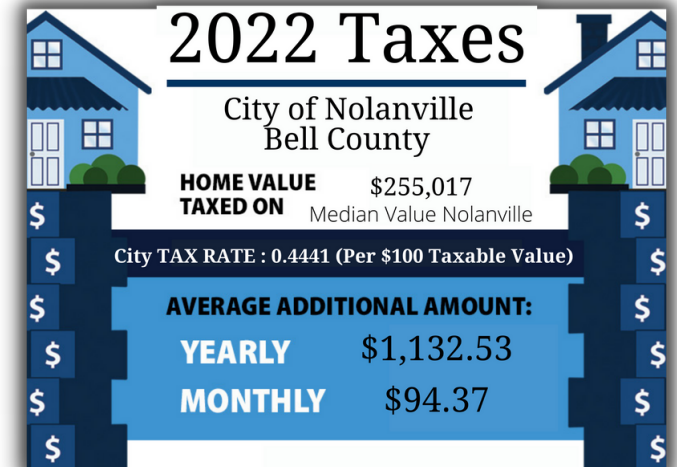
DV is an unfunded State mandated exemption for Disabled Veteran & Spouses with 100% disability rating.

The total number of households with exemptions in 2022 is 339, with a total value exempted at \$120,020,357, 535% greater than the first year of the mandate in 2016.



25% INCREASE IN AVERAGE HOME VALUES SINCE LAST YEAR

Tax Year	Original Value	Adjusted Value	Percentage Change	Amount Collected	Percentage Collected	DV 4 Exemption	Lost Revenue DV 4 Exemption Only
2022	584,183,208	373,112,261	N/A	N/A	N/A	\$120,020,357	\$535,010
2021	445,750,587	\$325,551,517	16.5%	\$1,451,171	96.38%	\$82,505,067	\$385,628
2020	372,633,092	\$279,400,363	6.56%	\$1,419,539	97.24%	\$63,790,286	\$338,279
2019	\$353,045,275	\$262,191,585	12.03%	\$1,246,209	97.22%	\$48,517,937	\$250,158
2018	279,821,038	234,039,465	2.27%	\$1,175,764	97.33%	\$34,658,588	\$182,373
2017	268,149,722	\$228,839,002	16.14%	\$1,097,833	97.33%	\$24,710,418	\$123,527
2016	224,438,357	\$197,044,479	7.08%	\$950,438	97.31%	\$17,535,723	\$88,000



# SALES TAX

Total sales tax collected is allocated in three ways; City of Nolanville Maintenance & Operations General Fund (1%), Street Maintenance (.25%), and Economic Development (.25%). A separate tax is imposed on mixed beverages.

Jurisdiction Name	Type	Tax Rate
Bell	County	.50%
Nolanville	City	1.50% (1% City General Ledger, .25% Streets, .25% Economic Development)
State Sales Tax	State	6.25%
Total Sales Tax Rate		8.25%

Sales Tax accounts for the second greatest revenue source in the General Fund. FY 22-23 budget uses \$951,055 (1% sales tax) as the budgeted number for sales tax revenue for the City's General Ledger. If necessary, the reserve is healthy enough to absorb a shortfall for short-term disruptions in this revenue stream.

Street Maintenance (.25%) Fund uses \$240,000 as projected revenue, while the Economic Development Corporation (.25%) used \$240,000 as a more conservative planning number.




In addition to generating more tax revenue per sales dollar, taxes paid by small, local businesses can help to lower property tax rates and are widely used to support schools, parks, roads, and other local programs that benefit your friends, family, and community.



# 2016-2022

## SALES TAX REVENUE BY FISCAL YEAR



Sales tax is difficult to predict because many variables impact the amount. Sales tax revenue increased dramatically in 2017 due to a significant annexation that included commercial properties on the periphery of the City. Due to changes in tax requirements for online sales, we had another sizeable unforecasted revenue in FY 2018-2019. FY 2019-2020 amplified our use of product delivery due to COVID-19 restrictions causing the revenue to exceed forecasts; this spilled over into the FY 2020-2021. FY 2021-2022, we anticipated a potential decline in online sales given the absence of restrictions, but the exponential growth of the housing market increased retail sales of construction materials. These dynamics are challenging to determine from comptroller reports, so this analysis is purely from retrospectively looking at each year's conditions.

# REVENUE

## Franchise Fees

The third largest revenue source in the General Fund is collected from franchise fees. Franchise fees are collected for using the City's rights-of-way by electric, gas, telephone, and other utility companies. The fiscal year 2022-2023 franchise fee revenue is estimated to be \$222,500, similar to last year's estimate.

## Other Revenues

Other revenue sources include Permits and Municipal courts. Permits are issued before construction and pay for the contracted cost associated with inspections to ensure safety and improve the quality of life for the citizens of Nolanville. Municipal Court revenues are associated with citations issued through the police department, animal services, and code enforcement. While the City does collect money from citations issued by the police department, by law, a significant portion of each fine goes to the State of Texas.

## Economic Development Corporation (EDC) Type B

A .25% sales tax funds EDC. The funds may be spent on development projects and incentives that create primary jobs and authorized projects. Examples of approved projects include those related to recreation or community facilities. Note: Economic Development Fund is maintained separately from the General Fund; however, their budget is included in the adoption of the City Budget Ordinance.



# Special Revenue Funds

Special Revenue Funds are dedicated funds with revenues intended to fund a specific purpose and are restricted. This section includes a summary of these funds with their description.

*Court Security Fund revenue* can only be used to improve the security and safety of the Municipal Court, including security personnel and security-related training.

*Court Technology Fund* requires municipal court defendants of convicted misdemeanor offenses to pay a fee. This fee can be used to maintain and improve technology at the Municipal Court, including (1) computer systems; (2) computer networks; (3) computer hardware; (4) computer software; (5) imaging systems; (6) electronic kiosks; (7) electronic ticket writers; and (8) docket management systems.

*Crossing Guard Fund* is generated from a court cost for parking violation convictions. Funds are dedicated to operating the school crossing guard program.

*Street Maintenance Fund* is a dedicated .25% of city sales tax, and these revenues may be spent to repair and maintain existing city streets and sidewalks. This fund must be voted on and approved every four years. This fund was recently voted on and approved in the November 2021 election and will be voted on again in the November 2025 election.



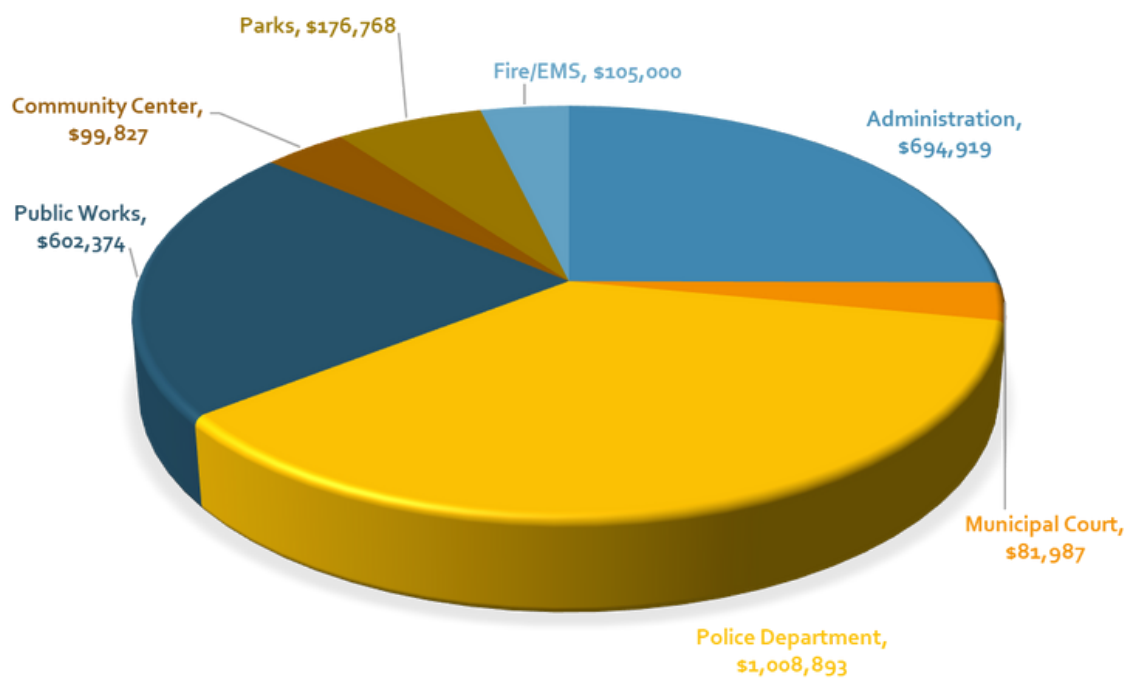


# GENERAL FUND EXPENDITURES SUMMARY

The Budget includes an increase of \$341,893 in General Fund expenditures from the previous fiscal year. \$235,070 is from property tax (\$172,408 is from new property added to the roll). The Budget lists the total General Fund Expenditures at \$2,769,767. The most notable increases were in the area of personnel.

The Budget accounts for a City employee salary increase of 7% to cover Cost of Living Allocation (COLA) and benchmark pay adjustments for Police Officers. The City Staff (other than Police Department) does not have a merit or step program increase; instead, the percentage of increase is determined annually to ensure that the City of Nolanville retains valued employees and attracts quality talent. This year, Council focused on certification pay and overtime for employees that become capable of performing fire fighting as an additional duty.

FISCAL YEAR 2022-2023  
EXPENDITURES BY DEPARTMENT OR  
FUNCTION



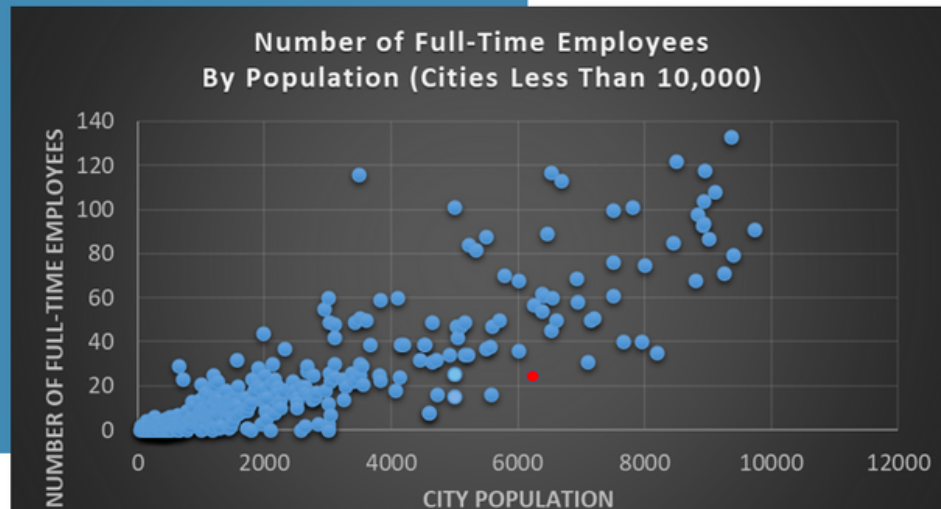
# DEPARTMENTAL BUDGETS



# NOLANVILLE PERSONNEL OVERVIEW DATA

Personnel	2017-2018	2018-2019	2019-2020	2020-2021	2021-2022	2022-2023
City Manager	1	1	1	1	1	1
City Secretary	1	1	1	1	1	1
Finance Director	.5	*	*	*	*	*
Admin. Assistant	1	1	1	1	1	1
Community Outreach					1	1
Court Clerk	1	1	1	1	1	1
Police Chief	1	1	1	1	1	1
Police Admin	0	*	1	1	1	1
Police Officers	7	8	9	9	10	10
Public Works Director	1	1	1	1	1	1
Public Works Labor	1	1	2	2	2	3
Planning Coordinator					1	1
Seasonal Labor	*	*	*	*	*	*
Building Official		*	*	*	*	*
<b>Total Personnel</b>	<b>*15.5</b>	<b>*16</b>	<b>*18</b>	<b>*18</b>	<b>21</b>	<b>22</b>

\* Part Time not counted in total



## PERSONNEL PRIORITIES

### Salaries FY 22-23

COLA/Merit Increase: 7%

No changes to retirement or healthcare plans.

Budget includes the following personnel additions:

- Additional Police Officer (over hire last year)
- Police Officer Raises
- Recreation Manager
- Seasonal / Part Time Worker

Shared public information and community outreach assets with Economic Development Corporation.

Last Year Salaries FY 21-22: \$1,414,618

This Year Salaries FY 22-23: \$1,638,941

Difference: \$224,323



# NOLANVILLE PERSONNEL OVERVIEW DATA

## Police Officer Pay Comparisons

Temple PD (\$60,825)  
\$29.24 hour

(\$5,500.00 sign on bonus)

Salado PD  
\$24.00 hour

Bell County SO (\$52,429)  
\$25.20 hour

Morgan's Point Resort  
\$19.00 hour

Belton PD (\$58,500)  
\$ 27.88 Hour

### OPERATIONS & CID PAY SCALES:

**Police Officer Trainee:** TCOLE-certified peace officer with less than 6 months of on-job experience.

Step 1 \$22.00/hr; \$45,760/yr

**Patrol Officer I:** Basic TCOLE-certified peace officer that has successfully completed field training with Nolanville Police Department and the 6-month probationary period OR a TCOLE certified peace officer with at least one year of experience in patrol from an agency the same size or larger than the Nolanville PD.

Step 2 \$24.50 /hr; \$50,960/yr

**Patrol Officer II:** Must hold Basic TCOLE license or higher AND has completed 2 full years of service with NPD OR with an agency the same size or larger than NPD. Step raise will be applied at the beginning of the pay period after the employee's 2nd year anniversary date.

Step 3 \$25.70/hr; \$53,456/yr

**Patrol Officer III:** Must hold Intermediate TCOLE license or higher AND has completed 5 full years of service with NPD OR with an agency the same size or larger than NPD. Step raise will be applied at the beginning of the pay period after the employee's 5<sup>th</sup> year anniversary date.

Step 4 \$26.90/hr; \$55,952/yr

**Detective:** Must hold an Intermediate TCOLE license or higher with at least 24 months of experience as an NPD Officer or with an agency the same size or larger than NPD. Positions requires on-call responsibilities on a rotating schedule without extra compensation for "ON-Call" status.

Step 6 Base Pay + \$.50

**Sergeant:** Must hold an Intermediate TCOLE License of higher with at least 36 months of experience as an NPD Officer or with an agency the same size or larger than NPD.

Step 7 Base Pay + .50

### Promotional Requirements & Process:

**Cpl.-Sgt:** Once the open position is posted, the applicant must submit a resume and letter of interest by posted deadline. All applicants meeting the job requirements will be required to pass a written test with a score of 80% or above. The test will be written from a leadership book selected by the Chief, the CCP and Penal Code. All applicants that pass the test will be scheduled for an oral review board interview. The position will be filled from this pool of applicants. Outlined in the job posting will be submission instructions, the name of the leadership book and test date(s) and time(s).

Rank(s) above a Sergeant will be appointed by the Chief of Police.

Comparisons are from current Fiscal Year FY 21-22

# DEPARTMENTAL BUDGETS

## INTERNAL ASSETS

---

POLICE  
PLANNING & ZONING  
SPECIAL PROJECTS  
ECONOMIC DEVELOPMENT  
CODE ENFORCEMENT  
PUBLIC WORKS  
STREETS & DRAINAGE  
PARKS & RECREATION  
ANIMAL CONTROL  
ADMINISTRATION  
FINANCE  
COURT  
COMMUNITY DEVELOPMENT

## CONTRACT SERVICES

---

TRASH  
EMERGENCY MEDICAL SERVICE  
FIRE  
LEGAL  
PLANNING  
ENGINEER  
CONSTRUCTION INSPECTIONS  
INFORMATION TECHNOLOGY



The Municipal Building is located at 101 North 5th Street, Nolanville, Texas, 76559. The hours of operation are 8:00 AM to 5:00 PM, Monday through Friday, excluding holidays. All departments can be reached by phone at (254) 698-6335. The City's Website lists announcements and department information at [www.nolanvilletx.gov](http://www.nolanvilletx.gov). The City's email is [cityhall@nolanvilletx.gov](mailto:cityhall@nolanvilletx.gov)

# DEPARTMENT BUDGET MODIFICATION SUMMARY

Administration	Police	Public Works	Municipal Court	Parks & Recreation
<ul style="list-style-type: none"> <li>Information Technology Increase for financial software rate increases, \$5000</li> <li>Add a Community Development line and fund for programs, transport and gas expenses included in total below</li> <li>Property Insurance Rate Increase (\$21,000) Total: \$62,249</li> </ul>	<ul style="list-style-type: none"> <li>Police Officer Salary Benchmark Raises</li> <li>Certification pay for fire response duties</li> <li>Increase Chief pay as requested from last budget cycle</li> </ul>	<ul style="list-style-type: none"> <li>Recreational Manager added to Department and Increase Part/Time Seasonal Allocation</li> <li>Certification pay for fire response</li> <li>Street Maintenance increase to program subdivision phases for future maintenance, \$25,000</li> <li>Vehicle &amp; Equipment Maintenance Increased \$5,000</li> </ul>	<ul style="list-style-type: none"> <li>Information Technology for Citation Processing, \$4000</li> <li>Fund Associate Judge for training and special cases increase, \$4,600</li> </ul>	<ul style="list-style-type: none"> <li>Maintenance Budget increased \$10,000</li> <li>Capital Equipment increased \$10,000 for grant match</li> </ul> <p>DEPARTMENT NAME CHANGE Rename "Community Center" to "Facilities" move utilities and maintenance items from Public Works and Admin to this function.</p>
<p>Increase Fuel Budget in Admin, Police and Public Works Total Increase: \$32,000</p>			<p>Parks Budget increased \$20,000 for Maintenance &amp; Capital Equipment</p>	



# ADMINISTRATION

## Department Description

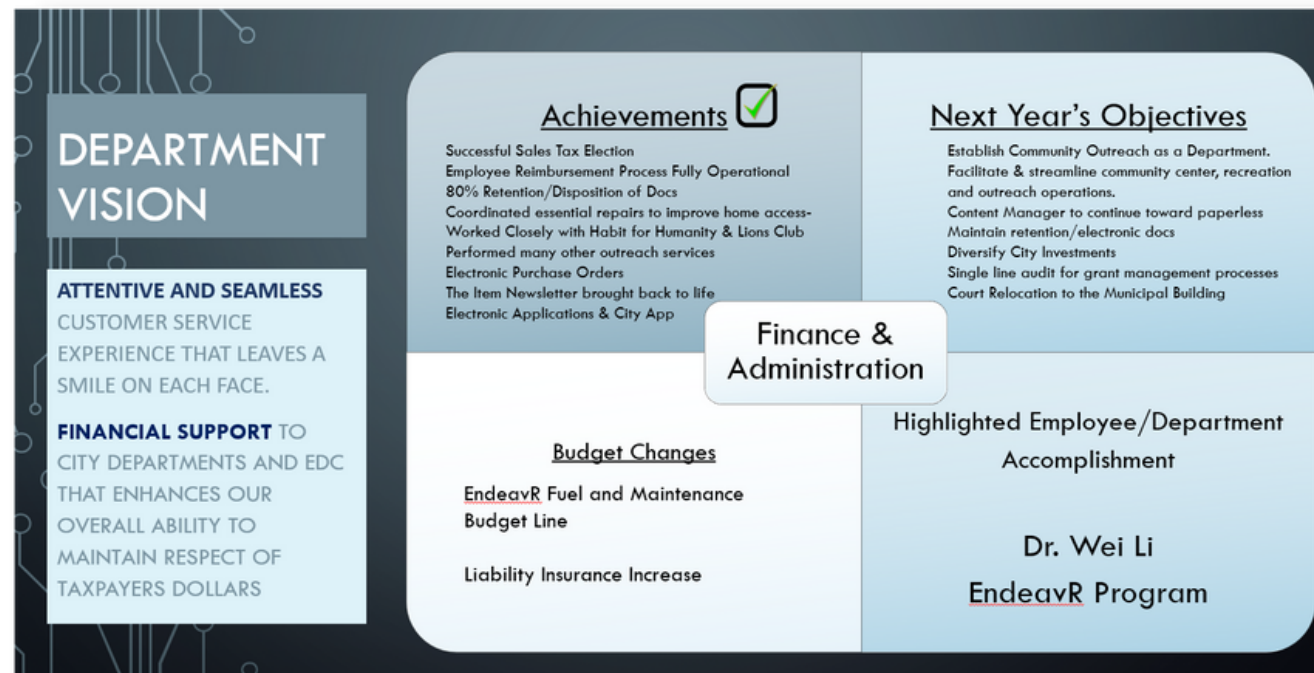
The City of Nolanville Administration Department comprises the City Manager, City Secretary, Finance Director, and Administrative Assistant. The department added a position for Community Outreach. This budget accounts for their salaries and all employee health insurance and liability insurance for the City. It includes Professional Services such as City Planning, Engineering, Building Inspections, and Legal.

## Expenditures

There are no personnel changes to administration except for the shared use of the new outreach coordinator. This position has proven to be important in public affairs, including promoting Keep Nolanville Beautiful activities. The NEDC will share in the salary for this position for continuity in messaging and a synergistic approach to all community events.

The department continues to maximize digital processes for improved customer service, reduce the need for additional personnel, and recapture physical space used for paper retention.

Additionally, the '*My Nolanville Application*' broadens its usefulness by providing measurable results for customer service requests. Our goal is to use these analytics to serve the community better.



# INFLATION CONSIDERATIONS

Aside from rising fuel costs during the last year, liability insurance was an expenditure category forecasted to rise.



## BUDGET CONSIDERATION

Insurance Premiums by Year



City of Nolanville - Contract #2432  
TMLIRP Contribution Recap

Description	2019-20FY	2020-21FY	2021-22FY
General Liability	1,425.00	1,399.00	1,581.00
Aviation Liability			
Errors & Omissions Liability	2,382.00	2,404.00	2,844.00
Law Enforcement Liability	4,967.00	5,371.00	7,729.00
Automobile Liability	3,711.00	3,948.00	4,947.00
Auto Physical Damage	2,753.00	2,809.00	2,520.00
Real & Personal Property	6,390.00	6,071.00	6,556.00
Mobile Equipment	576.00	553.00	553.00
Animal Mortality		278.47	660.00
Crime Coverage	351.00	351.00	351.00
Workers' Compensation	15,249.00	16,533.00	17,474.00
Workers' Compensation Audit	2,176.00	4,931.00	
Total Annual Contribution	39,980.00	44,648.47	45,215.00



Workers' Comp.



Liability



Property



Cyber Liability



Special Risk

# MUNICIPAL COURT

## Department Description

Municipal Court duties include Processing, Traffic Citations, Parking Tickets, Class C Misdemeanors, Animal Control Violations, Code Enforcement Violations, and other City Ordinance Violations. The Court Clerk serves as the administrative side of the Municipal Court. The responsibilities of the Court Clerk include collecting assessed fines and fees, docketing cases for efficient adjudication, processing filed complaints on time and accurately, and responding courteously to requests for information from the public. The Municipal Court provides all persons the right to trial by judge or jury and follows the procedures set forth under Texas law. The department is supervised by the Administration - City Secretary.

## Expenditures

The Municipal Court Personnel Expenditures change slightly to adjust for technology charges related to financial management software subscription increases.

Judges' compensation under Professional Services is increased to allow the associate judge to preside over special cases such as dangerous animals and substandard buildings. Court operations were moved to City hall without issue, which freed up space in the community center for rental and recreation purposes.





# POLICE DEPARTMENT

## Department Description

Under the City Charter, the Police Department is charged with preserving the peace, protecting life and property, and enforcing the local, state, and federal statutes. The Nolanville Police Department is a full-service, community law enforcement agency. To accomplish all tasks assigned to the Police Department, the organization is divided into three functional areas: Administration, Operations (Patrol), and Support Services, which includes full-time/part-time personnel and volunteers.

## Expenditures

The department salary budget is increased to absorb the overhire from last year. The capital budget remains at the same amount to add a vehicle to the fleet. Improvements to City Hall, including the parking area, were put on hold due to inflation. The shade structure and parking area will increase the life of the electronics in the vehicles and create a safer environment for the police officers when they enter and leave the vehicles. Solar power is mounted on the canopy, with backup generation for the Emergency Operations Center (EOC). We will continue to look for funding opportunities to complete this project.

### DEPARTMENT VISION

IT IS THE VISION AND GOAL OF THE NOLANVILLE POLICE DEPARTMENT TO PERPETUATE A STRONG WORK ETHIC THAT FOSTERS PRIDE IN OURSELVES AND IN OUR DEPARTMENT. WE WILL BE A MODEL AGENCY PREPARED TO MEET FUTURE CHALLENGES BY IMPLEMENTING THE LATEST TECHNOLOGY AVAILABLE AND BEST PRACTICES TO MEET THE DEMANDS OF 21ST CENTURY MODERN POLICING. WE WILL CONTINUE TO GROW AND ADAPT TO OUR EVER-CHANGING COMMUNITY BY PROVIDING THE HIGHEST LEVEL OF SERVICE AND PROTECTION TO OUR CITIZENS.

WE EXIST TO SERVE OUR COMMUNITY AND WE WILL RESPOND TO OUR COMMUNITY'S NEEDS ENTHUSIASTICALLY AND PROFESSIONALLY. WE WILL CONTINUE TO STRENGTHEN COMMUNITY RELATIONSHIPS AND PUBLIC TRUST WHILE STRIVING FOR EXCELLENCE THROUGH EMPLOYEE DEVELOPMENT, SELF-DISCIPLINE, AND STRONG LEADERSHIP.

### Achievements

Obtained grants totaling more than \$96,000.

Installed test site for speed-controlled devices.

Procured mobile message board for COVID and speed control.

Reset substandard building process.

Participated in multiple community engagements.

### Next Year's Objectives

Obtain various grants to improve officer/vehicle readiness and maintain our current advanced technology solutions.

Prepare local plans & conduct rehearsals for disaster response operating procedures that support County Plan.

Build relationships between the department and other entities.

### Police Department

### Budget Request


Additional Police Officer for Growth 2030 Objectives

Capital Outlay to include life cycle replacement of vehicles

### Highlighted Employee Accomplishment

Lieutenant Scott Rowe

Lt. Rowe has been instrumental in obtaining grants for the department which has streamlined department processes. He has also initiated cost saving programs and projects in almost all of the departments.



# GRANTS

1. The Nolanville Police Department received the Project Safe Neighborhoods grant for \$21,808. With the funds, we purchased the Advanced Pole Camera that is currently used at the park. We also purchased the two fixed Automated License Plate readers.
2. The Nolanville Police Department received the BJA Criminal Justice Grant for \$66,340. The funds were used to purchase the 2021 Hybrid Explorer patrol unit with all new equipment.
3. The Nolanville Police Department received the Rifle Protection Body Armor Grant for \$8,400. The funds were used to purchase new rifle-resistant body armor for all officers. These vests have a 10-year warranty.

**Total: \$96,548**





# ROTATING MESSAGE BOARD

- Radar sign mounted on the reverse side with positive/negative reinforcement statements.
- PD collects statistics, and Council is then briefed on those results
- Placement is complaint driven
- Desired result:
  - Neighborhood awareness and deterrence.





# PUBLIC WORKS

## Department Description

The Public Works Department comprises several functions, including Code Enforcement, Animal Services, Building Compliance, Storm Water Drainage, Permitting, Streets, and Parks & Recreation. Public Works is also responsible for street repairs, cleaning storm drains, mowing City property, and maintaining city street signs. It is Public Works' goal to provide quality services to help meet the needs of our unique and growing community while ensuring the safety of Nolanville citizens. This is accomplished through careful review and input regarding all permit applications, checking for compliance with all ordinances and local codes, and inspection of all construction work done in Nolanville.

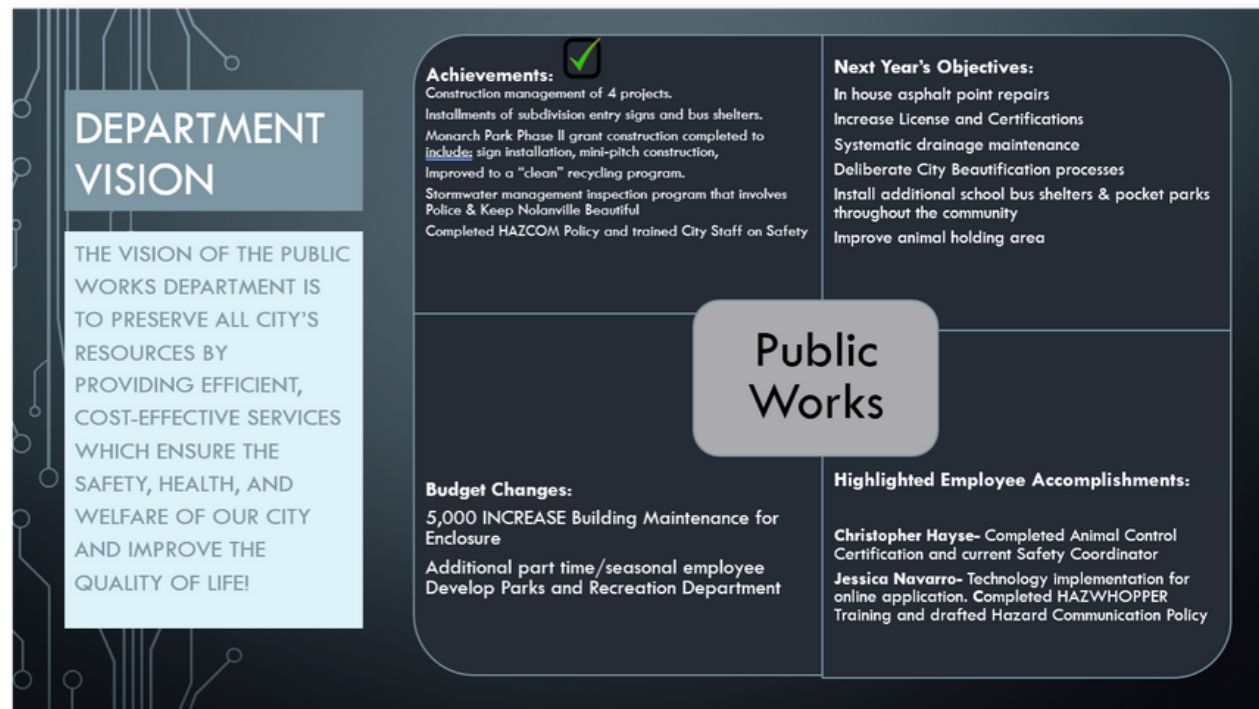
## Expenditures

The Public Works expenditures are primarily dedicated to the continued implementation of the 7-year Road Maintenance Plan. A copy can be viewed on the City website under "Stay Current."

This year an additional \$25,000 was added to keep pace with the additional roads added by subdivisions.

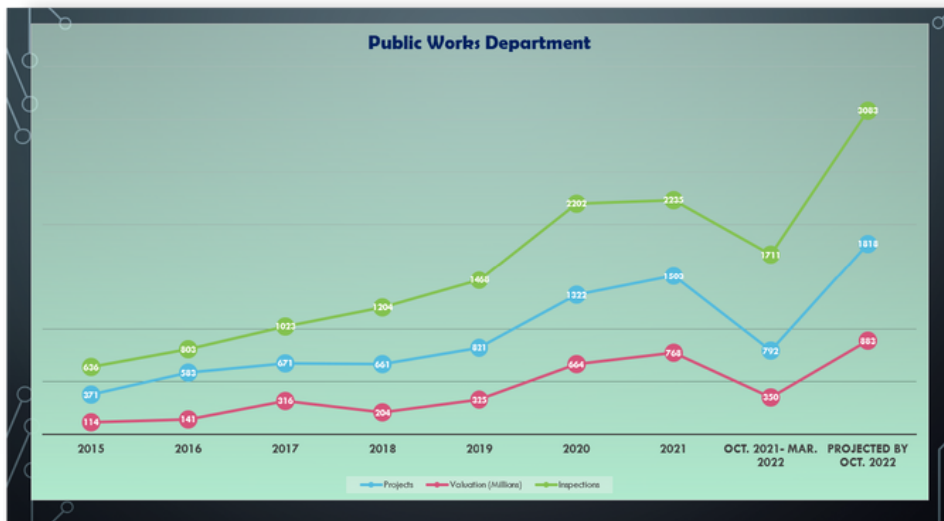
The number of building permits has increased exponentially this year (see chart). The department successfully absorbed the increased workload by implementing digital processes.

Most of the utilities associated with facilities will be grouped into a dedicated operating budget.

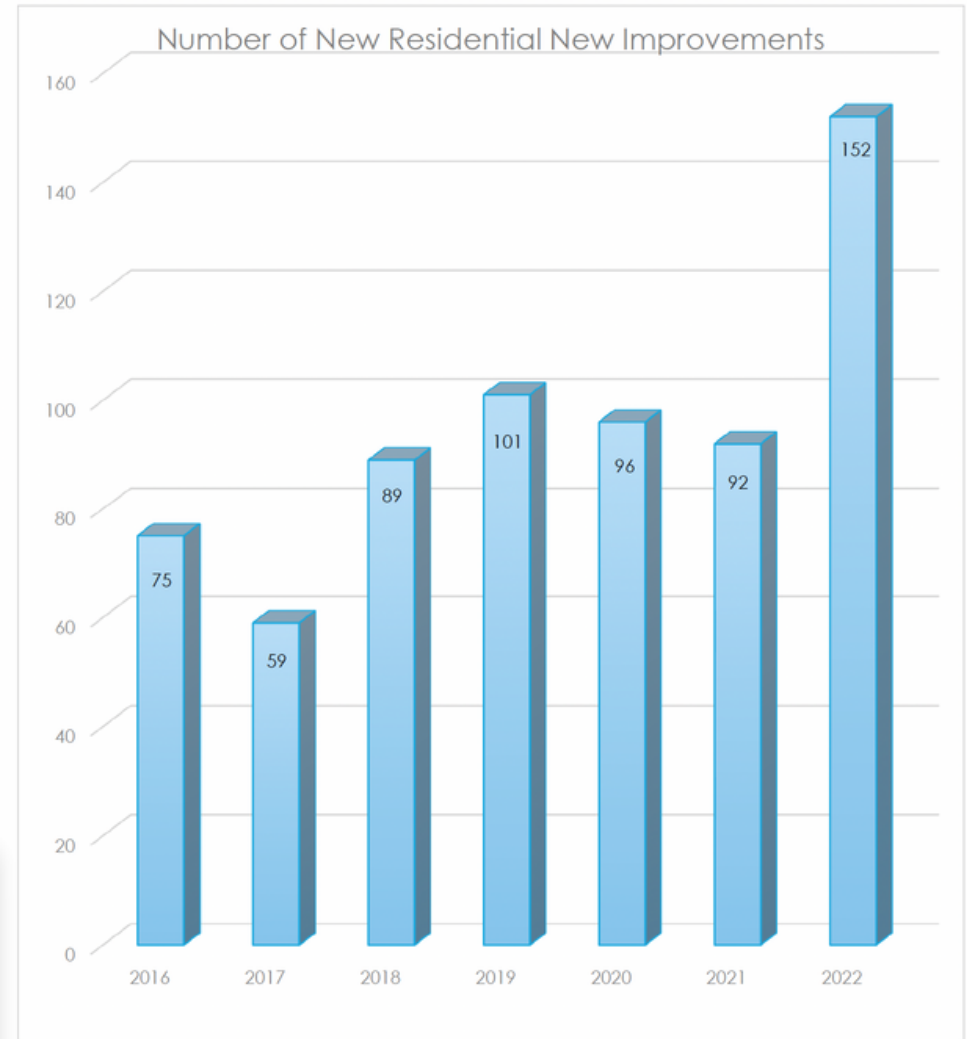


# PUBLIC WORKS

Trends in permits and tax valuation show we will have exponential growth.



## CITY OF NOLANVILLE RESIDENTIAL NEW IMPROVEMENTS HISTORY



Includes all accounts that had new improvement value added.

# SCHEDULE OF CAPITAL OUTLAYS BY DEPARTMENT





# CAPITAL OUTLAY BY DEPARTMENT

## General Fund Capital Replacement Program

Item by Department	Service Life	# of Units In Dept.	Item Cost	Cost/ Year	2022-2023 Budget	Original or Last Original Purchase Year
<b>ADMINISTRATION</b>						
Toyota, Sienna miles: 51,000	10	1	\$35,000	\$3,500		2017
*Ford Transit, 2015				\$0		2015
File Server	5	2	\$22,000	\$8,800		2017
<b>TOTAL</b>			<b>\$57,000</b>	<b>\$12,300</b>	<b>\$0</b>	
<b>PUBLIC WORKS</b>						
John Deere 790 Tractor	10	1	\$38,000	\$3,800		2000
Mower, Zero Turn, SCAG 61"	7	2	\$12,000	\$3,429		2022
Mower, Zero Turn, SCAG 48"	7	1	\$6,600	\$943		2018
16' C&M Utility Trailer	15	1	\$3,000	\$200		2005
Utility Trailer Dump 14FT	15	1	\$6,000	\$400		2000
Utility Trailer Dump 16FT	15	1	\$12,000	\$800		2021
Dodge, Ram 2500: 18,700	10	1	\$45,000	\$4,500		2020
Dodge Ram 1500; miles 34,000	7	1	\$28,000	\$4,000		2019
F150; miles 107,300	7	1	\$25,000	\$3,571		2007
F250; miles 77,100	7	1	\$25,000	\$3,571		2011
SALSCO Paver	20	1	\$50,000	\$2,500		2022
Skid Steer w/accessories	20	1	\$100,000	\$5,000		2022
Mahindra Tractor 4530 w loader	10	1	\$55,000	\$5,500		2006
Backhoe CAT 420E	20	1	\$70,000	\$3,500		2010
<b>TOTAL</b>			<b>\$475,600</b>	<b>\$41,714</b>	<b>\$0</b>	
<b>POLICE</b>						
File Server	5	2	\$15,000	\$3,000		2020
Patrol Vehicles	5	8	\$65,000	\$104,000		
Ford Explorer 19-03 (2019); miles 53,038						2019
Ford Explorer 17-05 (2017); miles 95,232					\$65,000	2017
Ford Explorer 17-09 (2017); miles 48,779						2017
Chevy Tahoe 18-20 (2020); miles 45,555						2020
Ford Inter Sedan 19-06 (2019); miles 38,918						2019
Ford Crown Sedan (2008); miles 31,500						2021
Chevy Silverado 21-01 (Code) (2021) miles 8,335						2021
Ford Explorer Hybrid 22-02 (2021): miles 4000						2021
Chevy Silverado 6500 Brush: miles 425	10	1	\$200,000	\$20,000		2020
<b>TOTAL</b>			<b>\$280,000</b>	<b>\$127,000</b>	<b>\$65,000</b>	
<b>GRAND TOTAL</b>			<b>\$812,600</b>	<b>\$181,014</b>	<b>\$65,000</b>	
*Administrative need is for one vehicle, Ford Transit is part of ENDEAVR Research						

Past strategies have included allocating unforecasted revenue to projects as they become available.

General Fund Capital Improvements are needed to avoid critical shortfalls in Department's Capital Equipment, fund new equipment (such as fire safety), maintain facilities, and continue to progress on street conditions.



# CAPITAL OUTLAY BY DEPARTMENT

## Capital Outlay Strategy

- Renovate JW Sims Community Center to provide access to digital resources.
- Expand to allow for future social distancing requirements.
- Relocate Court to Municipal Building.
- Incremental Improvements to City Hall.
- Prioritize Secure Parking.
  - (This item would require an amendment to the budget.)



## Capital Expenditure History

Department	2018-2019	2019-2020	2020-2021	2021-2022	2022-2023
<b>Facilities</b>					
City Hall Improvements	\$10,000	\$10,000	\$0	\$100,000	\$300,000
Community Centers		\$10,000	\$10,000	\$80,000	\$1,000,000
Wonderpass Lighting				\$200,000	
<b>Information Technology</b>					
Server	\$18,000			\$22,000	
Security Cameras					
Multi-Media Requirements		\$16,000			
City Phone Application			\$12,000		
<b>Administration</b>					
Furniture & Equip.		\$2,000			
Administrative Vehicle		\$14,000			
<b>Municipal Court</b>					
Security Improvements			\$40,000		
<b>Police Department</b>					
Automobile Cameras	\$12,000				
Equipped Police Vehicles	\$45,000	\$65,000	\$40,000	\$65,000	\$65,000
Weather Siren					
Radars	\$5,000				
Brush Truck				\$220,000	
<b>Public Works</b>					
Mower/ATV		\$5,000		\$7,000	
Truck	\$45,000			\$48,000	
Wood Chipper			\$40,000		
Dump Trailer			\$12,000		
Bobcat/road repair accessories				\$150,000	
<b>Parks</b>					
Grant Matching Funds & Equip	\$140,000	\$140,000	\$240,000	\$350,000	\$350,000
<b>Total</b>	<b>\$275,000</b>	<b>\$262,000</b>	<b>\$394,000</b>	<b>\$1,242,000</b>	<b>\$1,715,000</b>



# DEBT SERVICE





# GENERAL FUND DEBT SERVICE

The City's outstanding indebtedness will be \$ 2,425,000 as of October 1, 2022. Interest and Sinking (I&S) is collected from property tax revenue and pays the current debt's principal, interest, and fees. The I&S component for FY 22-23 is \$0.1036 per \$100 of assessed valuation.

Description of Debt Service	Principal or Contract Payments to be Paid	Interest to be Paid	Total Payments
General Obligation Refunding Bonds Series 2016, Chase	\$185,000	\$16,608	\$201,608
Tax Note (7 Year) Series 2017, BBT	\$75,000	\$2,329	\$77,329
General Obligation 2020, Chase	\$90,000	\$21,361	\$111,361

In September 2016, the City consolidated the 2007 Series Bond and 2012 Certificate of Obligation to take advantage of low-interest rates and secured a 1.73% refinanced bond with Chase.

Council approved a seven-year Tax Note at 2.07% from BBT in March 2017 to complete several road repair and drainage issues.

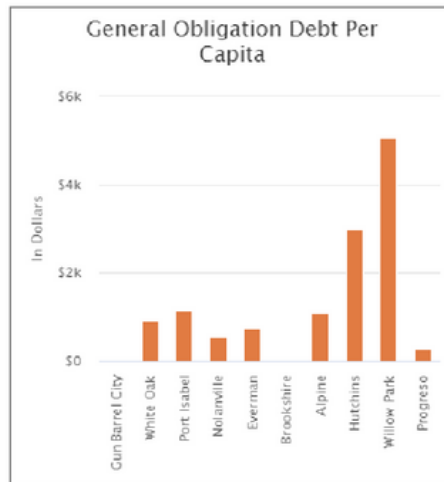
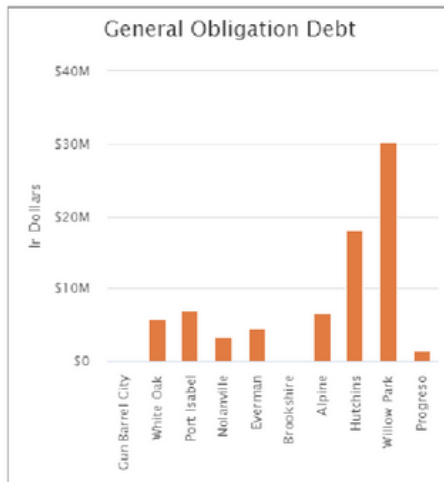
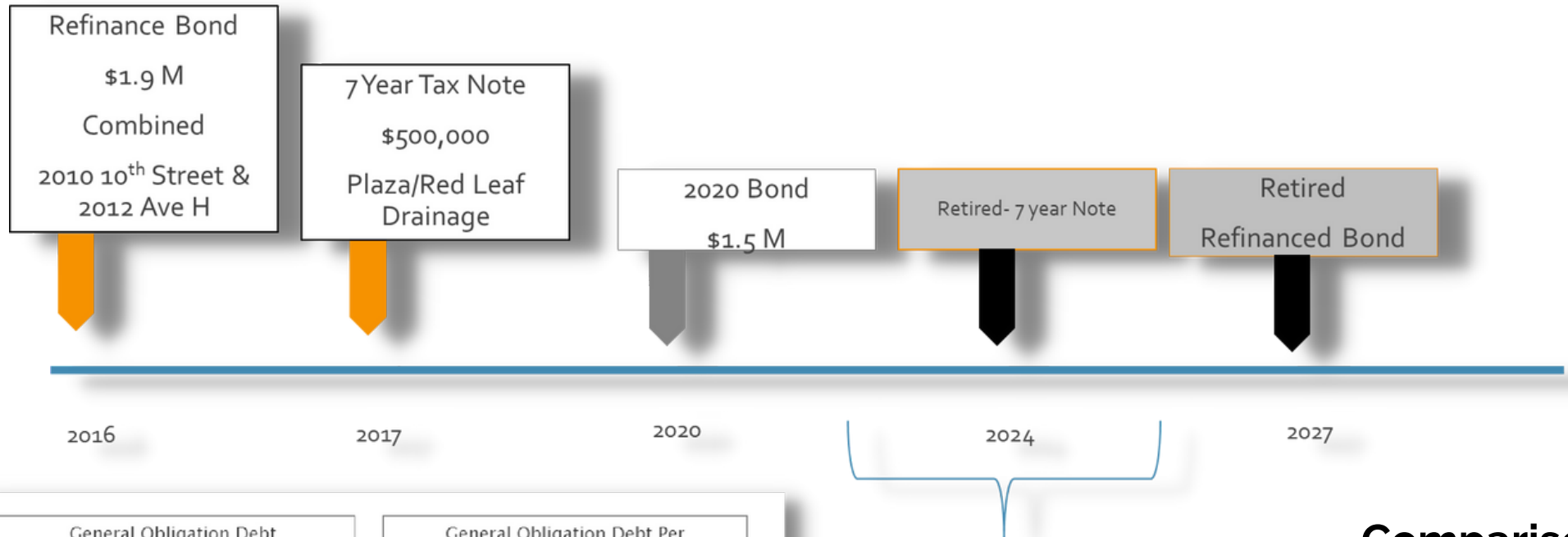
Council approved bond financing for capital improvement projects in July 2020 for \$1.5 mil at 1.68% for 15 years (Callable) for Capital Infrastructure Improvements.

TOTAL FY 2022-2023 Payment: \$390,298

Payment FY 21-22: \$396,564 Payment FY 20-21: \$397,736; Payment FY 19-20: \$282,868

# DEBT SERVICE TIMELINE

This Fiscal Year a Bond Committee proposed prioritizing projects for a Bond Election in 2024.  
The timing for the issue of new debt will coincide with the retirement of the 7-year note and Refinance Bond.



## Comparisons

Propose projects from CIP

These graphs show how Nolanville compares against similarly populated entities in general obligation outstanding and general obligation per capita.

Source:



# CAPITAL IMPROVEMENT PLAN

## NOLANVILLE'S ROADMAP



**Identify**



**Plan**



**Budget/Execute**



**Maintain**



# CAPITAL IMPROVEMENT PLAN



## WHAT IS A CAPITAL IMPROVEMENT PROJECT?

- Construction, major maintenance, and improvement projects.
- Infrastructure upgrades and replacement
- Capital Improvement Plan: A 5 to 10-Year Plan
  - It is updated annually – Not “One and Done.”
  - Council approves it
  - Future Capital Improvement Projects

The Capital Improvements Plan (CIP) addresses Nolanville’s long-term needs in street repairs, drainage improvements, parks, and other public utilities and facilities. These projects are typically scheduled over several years to address the City’s ability to pay for the improvements. Capital Improvement Projects are relatively expensive and non-recurring; periodically, these improvements are financed with Bonds or Certificates of Obligation.

## Capital Infrastructure

Major infrastructure improvements are accomplished using different sources of funding. The Street Maintenance Fund, funded by a 1/4% sales tax, the vote to approve this tax for an additional four years was successful in 2021. Grants from the Killeen Temple Metropolitan Planning Organization (KTMPO) and the Texas Department of Transportation (TxDOT) are another funding source. A call for projects occurs every 2-3 years. Community Development Block Grants and other Federal/State grants are sometimes available for these projects. Ideally, future budgets will provide a provision to save for matching fund requirements, engineering, and other professional services involving project call submissions. This will ensure the City is postured to receive grant awards by preparing projects to be “shovel ready” and to request adequate funding through the detailed opinion of probable cost (OPC).

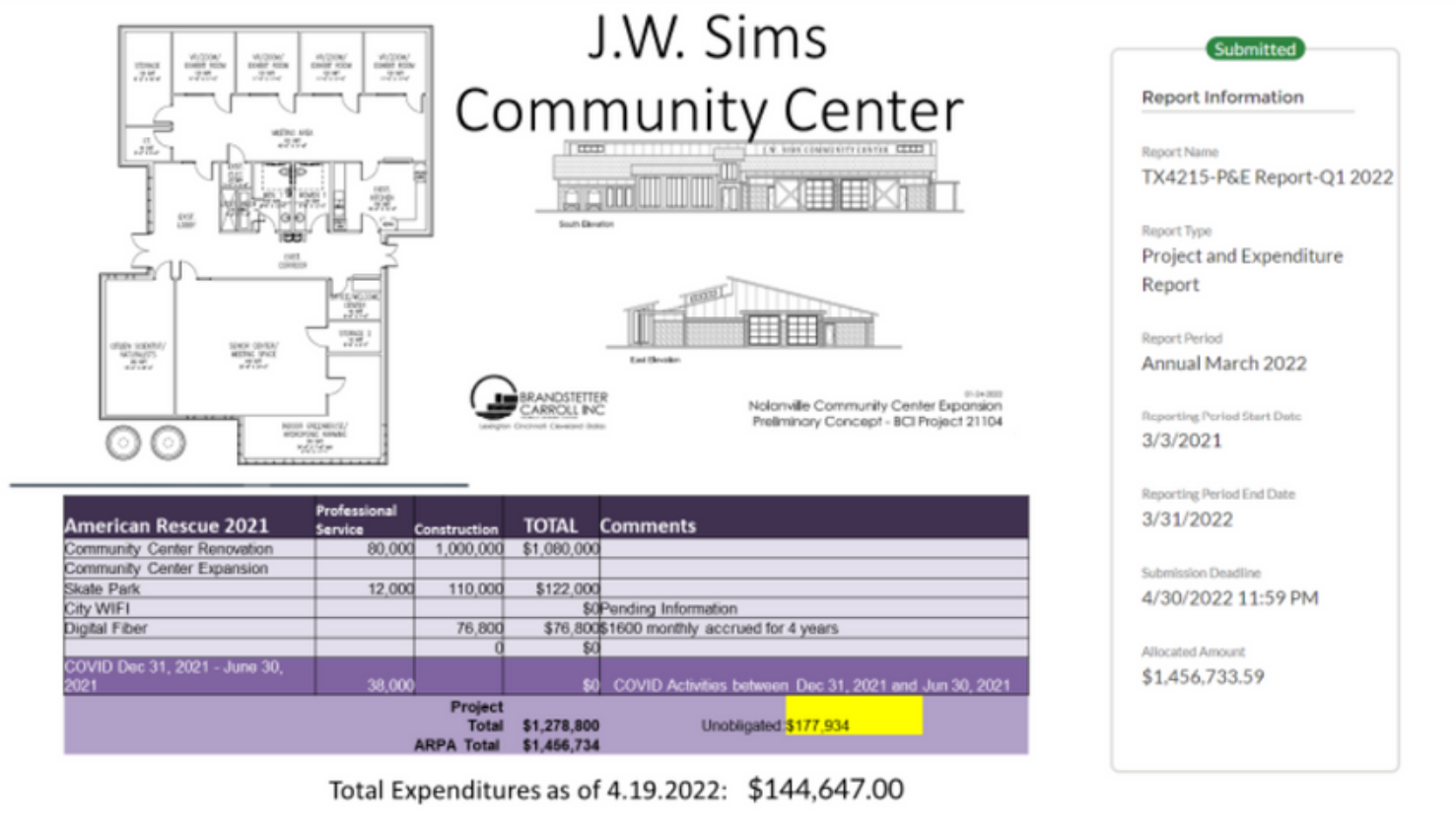


# CAPITAL IMPROVEMENT PLAN - COUNCIL PRIORITIES/PROJECT LIST

FY 22-23 Project List

ITEM	Department	Strategy/Provision	Cost
Avenue G/ 5 <sup>th</sup> / 439 Spur	Public Works November 2020, 80% Funding = \$ 564,270 20% City Match = \$142,000 <u>plus overruns</u>	Sales Tax Street Maintenance Fee & Public Works Operational Total Original Project Cost (OPC) awarded: \$705,337, request additional funding from KTMPO July 2022	Sales Tax Street <u>Maint.</u> for next FY 22 & FY 23, Approved increased funding based on the current OPC: <b>\$995,569</b> 80% Funding = \$795,455 20% Local Match = \$199,133
Old Nolanville Road Bridge and Shared Use Path	Public Works	Texas Bank Institute for low interest / short term project loan OR request extension	Total OPC: \$1,924,841 Match: \$384,968 Engineer: \$328,460
City Hall Improvements Secured Parking Animal Control Holding	PW – Building Improvement Capital Outlay – Unrestricted Reserve	Bid parking lot as add alternate with Avenue G/5 <sup>th</sup> /439 Spur in August 2022, allocate a portion of the reserve	\$400,000 was last quote
City Sign & Wayfinding	Capital Outlay – Unrestricted Reserve Transfer	Partnership with EDC Construction documents are complete, City installation using own workforce	\$140,000
Community Center Improvement	Community Center (Facilities)	ARPA funding to renovate existing structure. Bond 2024 for expansion	\$1 million ARPA
Monarch and Fox Park	Parks and Recreation	Complete Monarch Large Park Grant and fund enough to complete Fox Park Skate Park	\$200,000 TPW grant TBD

# CAPITAL IMPROVEMENT PLAN



Bond 2020 Fund Project	Engineering	Construction	TOTAL	Comments
Avenue H N 40-04 Phase I (Grant)	*223325	250,000	\$250,000	Contract let in August 2021
Avenue H Phase II (Mesquite to Jackrabbit)	47,200	603,638	\$650,838	(Emergency Bridge Repairs Included)
Woodland (Ash, Birch, Cedar)	102,250	750,070	\$852,320	Six (6) roads- East and West Sides, added Dogwood and fill other streets
Bridge Old Nolanville Road				Included in Ave H Phase II
Channel Improvements	18,000		\$18,000	319 TCEQ grant submitted for construction
<b>Project Total</b>			<b>\$1,771,158</b>	Remainder funded with PW M&O and Street Sales Tax
<b>Bond Total</b>			<b>\$1,500,000</b>	

\* Denotes different fund



# CAPITAL IMPROVEMENT PLAN

## Bond 2020 Accomplishments

A combination of these resources were used to fund the engineering and construction for the "Nolanville Park Connectivity Project" completed in August 2022. The work extended from Avenue H at 10th Street, down Mesquite, and ended at Monarch Park. Total construction costs were \$1,558,802, TxDOT funded 80% of the amount, and the City matched 20% using the Street Maintenance Fund. Engineering was partially funded by the 2020 Certificate of Obligation (COO).

The 2020 COO allowed the City to maximize the construction mobilization to improve mobility on the Northeast side of Nolanville. A separate contract was let by the City to complete the rest of Avenue H reconstruction from Mesquite to Jackrabbit, which also included scope to provide emergency repairs to Old Nolanville Road. Surveys on the East and West Tributary were performed to assist in engineering plans to improve the ditch and detention pond on 10th Street and evaluate remedies for the low water crossing at Mac's Mobile Home Park near Avenue I.



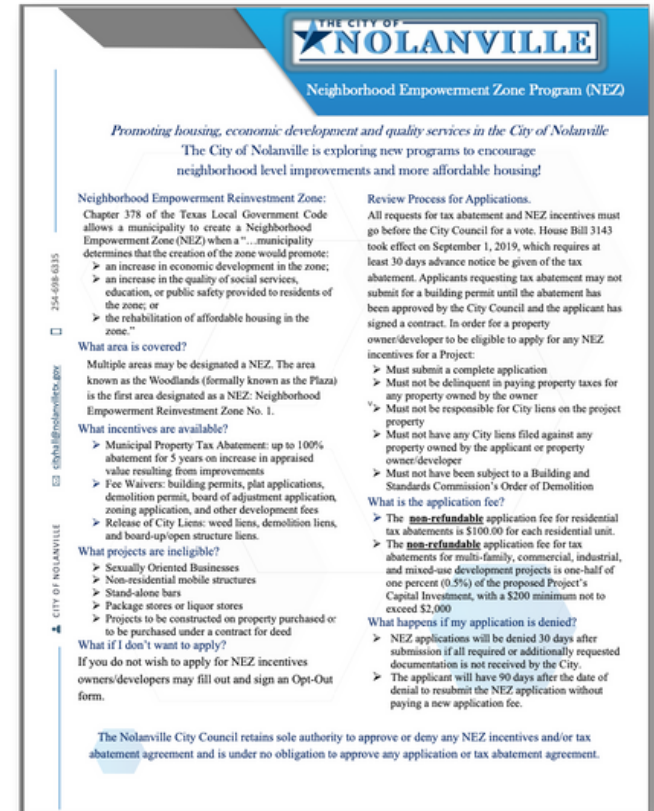


# CAPITAL IMPROVEMENT PLAN

## AFFORDABLE HOUSING

### The Woodlands (formerly The Plaza) & Neighborhood Empowerment Zone (NEZ)

Reconstruction of Ash, Birch, Cedar, and East Dogwood was completed in June 2022, using mixed funding from Bond 2020 funds, Public Works operating budget, and Street Sales Tax. The remaining streets in the Woodlands, Fir, Live Oak, Pine, and Willow, received chip seal treatments. The total investment for this construction was \$750,070. Sales tax allocated for street maintenance will be used to incrementally reconstruct the remaining streets or collectively with a future Bond.



## Future Transportation Projects

- Remove heavy freight traffic from the Spur (Comprehensive Plan: Monitor impact on 439 Spur regarding heavy freight (2.1.1)). Once projects 1 and 2 are completed below, TXDOT will rehabilitate the Spur and hand over ownership to the City. The City will then be responsible for future maintenance. In return, the City will be able to determine the appropriate speed and prohibit heavy freight traffic from using it as a truck route. The anticipated completion for this objective is 2024.
- Ensure timely and safe access for public safety access. All the projects on the list support better mobility and access to all parts of the City Limits.

1. Spur FM 439 Multi-use trail from North Main Street to South Main Street along Spur (80% funded by KTMPO/TXDOT for 2022). (Comprehensive Plan: Prioritize pedestrian and bike mobility (Goal #4 & #5: 4.1.2, 4.2.3, 5.2.1))
2. Old Nolanville Road and Bridge to Highway 190/Interstate 14 (80% funded by KTMPO/TXDOT for 2022).
3. Class II Bicycle Lanes (shoulders for emergencies) on Pleasant Hill.
4. Roadway Connection between Warrior's Path and FM 439.
5. Private Road at Jackrabbit for Truck Traffic Route to FM 439.



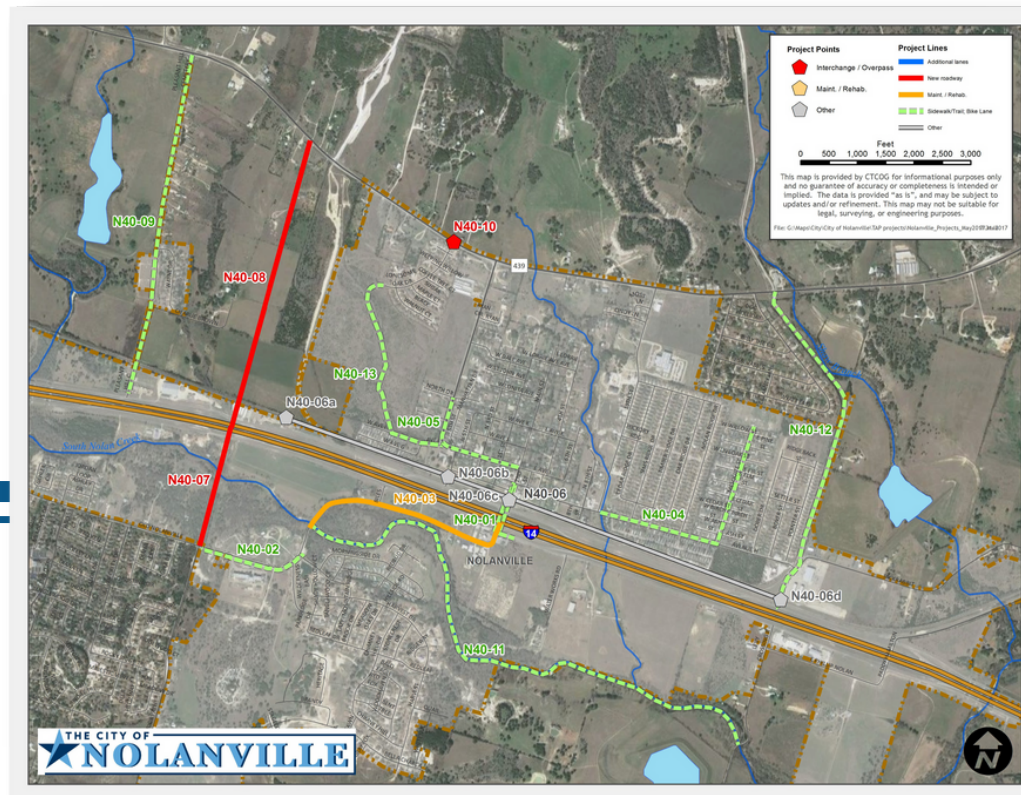


# CAPITAL IMPROVEMENT PLAN- TRANSPORTATION

## Future Transportation Projects Continued:

Transportation Capital projects that may be considered for future bond issues included in a combined infrastructure improvement package with facility needs are:

1. Match requirements for funded transportation projects.
2. Railroad Safety Improvements (Comprehensive Plan: Quiet Zone incorporated into future RR siding improvements (2.1.2))- Quiet zone requirements for railroad crossings at Jackrabbit and Pleasant Hill. These priorities would improve safety by leveling tracks and widening roads as needed. If grant funding from an alternative source becomes available, it will be allocated towards moving train siding to the East to prevent prolonged blocking from trains passing and an automated switch to prevent potential train collisions.
3. Drainage improvements as recommended by the Regional Flood Plain Study.
4. Trail construction.



# CAPITAL IMPROVEMENT PLAN- TRANSPORTATION

Project Description & Prioitization	Engineering	Construction	TOTAL	Provision	Construction Year	BUDGET 2022/2023
Spur Improvements N40-05	168,441	995,569	\$1,164,010	Category 9 & PW M&O	2022	\$200,000
Community Park Grant (Restrooms)		350,000	\$350,000	TPW 50% Park M&O	2022	\$100,000
City Hall Improvements			TBD	Unrestricted reserve	Multi-year	TBD
ONR Bridge to Main Street N40-03	328,460	1,705,000	\$2,033,460	Category 7 & PW M&O	2022	
Fox Park Small Park Grant	20,000	300,000	\$300,000	TPW 50% Park & ARPA	2023	\$150,000
Railroad Safety & QZ N40-06		500,000	\$500,000	Category 9 (5th Street)	2022/2025	Part of N 40-
Facility Expansions				Bond	2024	
Large Community Park Master Plan			TBD	Internal Planning	2023	
Public Safety Annex (South Side)				Bond	2025	
Nolan Creek Trail N40-11			\$0	Category 9 & TPW	TBD	
Pleasant Hill Class II Lane N40-09			\$765,000	Unfunded	TBD	
Woodland Street Improvements	175,000	1,600,000	\$1,775,000	Bond or incremental	Multi-year	70% Complete
Wildwood Trail N40-13	50,000	400,000	\$450,000	Category 9 & TPW	TBD	
Warrior's Path N40-07		5,703,255	\$5,703,255	Category 7	TBD	
Warrior's Path II N40-08		8,000,000	\$8,000,000	Unfunded	TBD	
Jackrabbit Class II Lane N4012			\$0	Unfunded	TBD	
Park Connectivity N40-04	250,000	1,558,802	\$1,808,802	Category 9 & Bond	2021	Completed
Master Park Plan	60,000	640,000	\$700,000	TPW 50% Match	18-21	Completed

M&O = Maintenance and Operations Budget from the General Ledger

TBD- To Be Determined, TPW- Texas Parks & Wildlife, CDBG- Community Development Block Grant

NXX-XX denotes a project listed in the Killeen Temple Metropolitan Planning Organization (KTMO) - Metropolitan Transportation Plan (MTP)

## Recently awarded projects N40-03 and N40-05

Fund N40-05:  
Street Maintenance Sales Tax

Fund N40-03:  
Street Maintenance Operational  
This will only cover engineering,  
remainder from other sources.

20% Match from  
Public Works Street  
Maintenance and Reserve Funds.

Required match:  
N40-03 - \$341,000  
N40-05 - \$200,000



Old Nolanville Road Repairs & Pedestrian Path



# CAPITAL IMPROVEMENT PLAN- GREENWAYS

The City obtained a Community Park Grant from Texas Parks and Wildlife (TPW) to add bathrooms and a pavilion for Monarch Park, Monarch Park Grant III. The Parks capital equipment budget was raised to provide for the 50% match; the total project amount is \$300,000. The priorities for this grant include public restrooms and a pavilion.

An application for park amenities for Fox Park on 10th Street was submitted in August 2022. If successful, the park will host a state-of-the-art skate park with all-inclusive areas that suit all skill levels, an obstacle course, and additional playground equipment. Other Park improvements on the horizon will be a shared sports field park at Old Nolanville Road in cooperation with the school district and a neighborhood park at Wildwood Estates. These two areas may be candidates for inclusion in the next bond issue.

The City's pursuit of a recreational grant application for trail improvements along Wildwood Estates and Nolan Creek was put on hold temporarily due to needed land acquisition and progress on awarded KTMO projects that complement the connections that will be made when completed. Applications for this are due in February each year; preliminary engineering and application administration will be necessary to compete for engineering for these elements and land acquisition.

## Wildwood Trail



## Pecan Park





# CAPITAL IMPROVEMENT PLAN- FACILITIES



## Facilities

The City maintains a repurposed school building as the location for municipal operations. Since 2015, incremental improvements have been made, such as AC replacement, room-by-room renovations, and roof repairs. Engineering was completed to expand the Police Parking Lot for capacity and security. Elements completed last fiscal year with unforecasted revenue included window replacement, wood siding replacement, mortar repair, and exterior painting for \$75,000. Funds originally earmarked for City Hall improvements were reallocated to the Economic Development Corporations Project for Underpass Lighting at Main Street due to inflation increases experienced since the original opinion of probable cost.



JW Sims Community Center will receive a much-needed renovation with help from the American Rescue Act Funding. This will provide additional space for future social distancing requirements, resource library, and other community enrichment components. The expansion will also keep emergency shelter needs in mind and demonstrate sustainable building practices. The Municipal Court was relocated to Municipal Building to provide more programming space for community outreach. Approximately \$1 million from American Rescue Program is allocated towards the renovation; the contract is let for August 2022. The expansion for a larger events center will also be a candidate for future bond issues.



Mary Marie Multi-use Facility is the next priority for expansion to allow for indoor sports and recreational activities. Adding to the facility would allow the Boys & Girls Club of America to add programs for teenage children. Additionally, Senior programming for indoor fitness or Senior centers could be programmed into community outreach. A provision for funding is not yet identified, but a special focus on grant opportunities will continue.

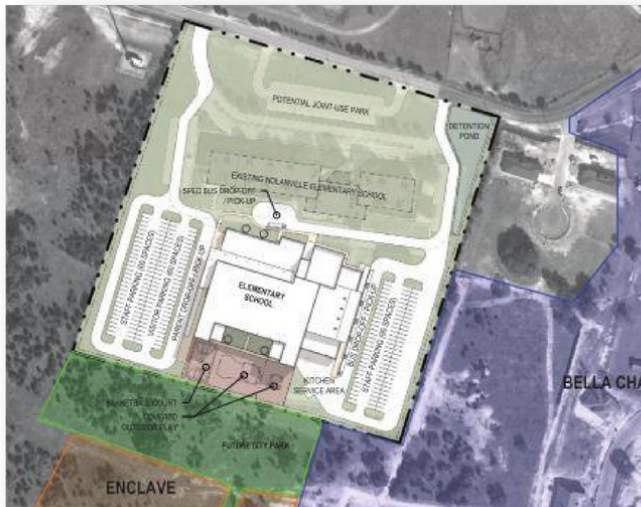
# CAPITAL IMPROVEMENT PLAN- FACILITIES

## Public Safety

There are 850 additional rooftops expected on our southern side of Interstate 14, and the rate of building is like none we have ever seen. Nolanville Elementary School is scheduled to expand its footprint with a new facility at the end of 2024.

Given the Railroad blocking access for extended amounts of time (sometimes up to 50 minutes), it is in the best interest of the community for the City to have a Public Safety Annex on the Southside. Land acquisition will be coordinated with the school district or developers in that area with a goal of implementation in 2025.

In the meantime, funding sources will be identified through State/Federal grants, and plans will include this asset in the next bond issue. Meanwhile, Capital Equipment was acquired with ARPA funding to prepare City-owned assets for fire response versus relying solely on a contracted volunteer force.





# CAPITAL IMPROVEMENT PLAN- PROVISION



Future provisions will consider an additional Tax Note, COO, or Bond between 2024-2027. This is when previous debts will retire, and the likelihood of grant assistance will be known for the next improvement opportunity. In preparation for already funded transportation projects, preliminary engineering is prioritized using a portion of the Sales Tax Street Maintenance Fund and Public Works, street operational budget, for the match. Due to inflation, since funding was awarded, financing the match for the TxDOT State Infrastructure Bank may be necessary, which offers short-term, low-interest loans for small municipalities to complete projects.

Provisions for the park, recreation facilities, and trail capital improvements are budgeted annually in the Maintenance & Operations line for the park and prioritized by the City's Comprehensive Plan. This year Building Facilities will have its budgeting department to track maintenance activity and utility costs.

Master Park Planning is the focus for this budget year in preparation for submission to Texas Parks & Wildlife for a Local Non-Urban Outdoor Recreation grant next year that can be divided amongst noncontiguous park areas. Trails grant for Nolan Creek Trail will be pursued in February 2023. The indoor facility for non-urban recreation is new, and the City is standing by to learn the criteria for this program.

In conclusion, there is a shortfall in future planning for capital projects and equipment largely due to State-imposed caps on the tax rates and State mandated (unfunded) exemptions. This makes allocating a portion of the general fund towards the capital improvement plan impossible, compromising our ability to respond to disaster and critical equipment failures. The rising cost related to preparing these plans from land acquisition, geotechnical and land surveys, and engineering is outpacing the confines of the tax rate restriction. Given the growth rate and approximate 1/3 of new properties that are added each year that are exempt from taxes, it may be necessary to plan for an election to raise the rate past the State's defined "Voter Approval Rate" to provide adequate Public Safety response or at the very least opt for the Di Minimis rate which allows small Cities to raise the rate enough for \$500,000 added revenue.



# AD VALOREM ANALYSIS OF TAX RATES



# AD VALOREM ANALYSIS OF TAX RATES

Ad Valorem Taxes Analysis				
ESTIMATE OF AD VALOREM TAX REVENUE				
AND PROPOSED DISTRIBUTION OF COLLECTIONS				
Taxable Assessed Valuation			\$	369,660,324
Proposed Tax Rate of \$100 Valuation			\$	0.4441
Non-Freeze Tax Levy			\$	1,641,661
Freeze Tax Levy			\$	163,867
Total Tax Levy			\$	1,805,528
Estimated Percent of Collections				100%
Estimated Funds from Tax Levy			\$	1,805,528
PROPOSED DISTRIBUTION OF ALL TAX COLLECTIONS				
	% of Total	Tax Rate	Collections	
General Fund	76.67%	\$ 0.3405	1,384,333	
Debt Service Fund	23.33%	\$ 0.1036	421,195	
Total	1.0000	\$ 0.4441	1,805,528	
COMPARISON OF PREVIOUS YEARS TAX RATES				
Tax Year	General Fund	Debt Service	Total	
2021	0.3463	0.1211	0.4674	
2020	0.37	0.1603	0.5303	
2019	0.4036	0.112	0.5156	
2018	0.4065	0.12	0.5265	
2017	0.3777	0.1222	0.4999	
2016	0.3878	0.1142	0.5020	
2015	0.3781	0.1273	0.5054	
2014	0.3635	0.1419	0.5054	
2013	0.3650	0.1468	0.5118	
2012	0.3654	0.1541	0.5195	
2011	0.3454	0.1240	0.4694	
PROPERTY VALUE ANALYSIS				
Tax Year	Assessed Value	Percentage Change	Amount Collected	Percentage Collected
2021	\$325,551,517	16.52%	\$1,456,145	96.38%
2020	\$279,400,363	6.56%	\$1,411,155	96.20%
2019	\$262,191,585	12.03%	\$1,256,099	97.15%
2018	\$234,039,465	2.27%	\$1,185,554	97.29%
2017	\$228,839,002	16.14%	\$1,109,112	97.31%
2016	\$197,044,479	7.08%	\$960,670	97.26%
2015	\$184,014,670	3.63%	\$902,965	97.16%
2014	\$177,576,133	3.15%	\$832,935	97.26%
2013	\$172,153,826	6.06%	\$793,837	97.31%
2012	\$162,322,922	5.44%	\$753,884	97.31%
2011	\$153,943,751	1.57%	\$652,363	97.40%



# FISCAL YEAR 2022-2023 BUDGET





**CITY OF NOLANVILLE**  
**Proposed Annual Budget**  
**Fiscal Year 2022 - 2023**

	<b><u>FY 21-22</u></b>	<b><u>BUDGET</u></b>	<b><u>FY 22-23</u></b>	<b><u>BUDGET</u></b>
<b><u>GENERAL FUND</u></b>				
<b><u>REVENUES</u></b>				
Ad Valorem Tax	1,047,563		1,282,633	
Sales Tax	849,232		951,055	
Municipal Court	168,000		173,000	
Franchise Fees	222,500		222,500	
Permits	106,629		106,629	
Public Works	1,250		1,250	
Other Misc Revenues (including: Transfers In)	32,700		32,700	
<b>TOTAL REVENUES</b>	<b>2,427,874</b>		<b>2,769,767</b>	
<b><u>EXPENDITURES</u></b>				
<b><u>ADMINISTRATION</u></b>				
Personnel	400,139		436,271	
Supplies/Contracted Services	228,400		258,648	
Capital Outlay	0		0	
Total Administration	<b>628,539</b>		<b>694,919</b>	
<b><u>MUNICIPAL COURT</u></b>				
Personnel	43,223		46,617	
Supplies/Contracted Services	26,770		35,370	
Capital Outlay	0		0	
Total Municipal Court	<b>69,993</b>		<b>81,987</b>	
<b><u>POLICE DEPARTMENT</u></b>				
Personnel	731,862		841,292	
Supplies/Contracted Services	87,600		102,601	
Capital Outlay	65,000		65,000	
Total Police Department	<b>884,462</b>		<b>1,008,893</b>	
<b><u>EMERGENCY SERVICES</u></b>				
Fire Services	45,000		45,000	
Ambulance Services	60,000		60,000	
Total Emergency Services	<b>105,000</b>		<b>105,000</b>	
<b><u>PUBLIC WORKS</u></b>				
Personnel	239,394		314,763	
Supplies/Contracted Services	332,811		287,611	
Capital Outlay	0		0	
Total Public Works	<b>572,205</b>		<b>602,374</b>	
<b><u>FACILITIES</u></b>				
Supplies/Contracted Services	11,676		99,827	Note: Utilities consolidated
Capital Outlay				from Public Works & Admin
Total Facilities	<b>11,676</b>		<b>99,827</b>	

<u>PARKS</u>			
Supplies/Contracted Services	16,973	26,768	
Capital Outlay	140,000	150,000	
Total Parks	<u>156,973</u>	<u>176,768</u>	
<b>TOTAL EXPENDITURES</b>	<b>2,427,874</b>	<b>2,769,767</b>	
<b>REVENUES OVER/(UNDER) EXPENDITURES</b>	<b><u>(0)</u></b>	<b><u>(0)</u></b>	
<b>BEGINNING FUND BALANCE (Estimated)</b>	1,085,000	1,850,000	
<b>ENDING FUND BALANCE (Estimated)</b>	<u>1,627,574</u>	<u>1,450,000</u>	

SPECIAL FUNDS		FY 21-22 BUDGET	FY 22-23 BUDGET	ESTIMATED END FY 22-23 START BALANCE
DEBT SERVICE FUND				
REVENUES		400,887	390,252	40,000
EXPENDITURES		400,887	390,252	
REVENUES OVER/(UNDER) EXPENDITURES		0	0	
COURT SECURITY FUND				
REVENUES		4,000	4,000	0
EXPENDITURES		4,630	0	
REVENUES OVER/(UNDER) EXPENDITURES		-630	4,000	
COURT TECHNOLOGY FUND				
REVENUES		4,000	4,000	0
EXPENDITURES		14,632	4,000	
REVENUES OVER/(UNDER) EXPENDITURES		-10,632	0	
CROSSING GUARD FUND				
REVENUES		5,000	5,000	10,000
EXPENDITURES		5,000	10,000	
REVENUES OVER/(UNDER) EXPENDITURES		0	-5,000	
STREET MAINTENANCE FUND				
REVENUES		215,000	240,000	0
EXPENDITURES		215,000	240,000	
REVENUES OVER/(UNDER) EXPENDITURES		-	-	



SPECIAL FUNDS		FY 21-22 BUDGET	FY 22-23 BUDGET	ESTIMATED END FY 22-23 START BALANCE
GRANTS FUNDS - REOCCURING				
REVENUES		1,375,000	945,455	0
EXPENDITURES		1,375,000	945,455	
REVENUES OVER/(UNDER) EXPENDITURES		-	-	
CAPITAL OUTLAY PROJECTS				
REVENUES		0	0	0
TRANSFER IN		535,000	0	
EXPENDITURES		560,000	0	
REVENUES OVER/(UNDER) EXPENDITURES		0	0	
CAPITAL CONSTRUCTION FUND (BOND)				
REVENUE		1,487,080	350,000	0
TRANSFER IN (WCID#3)			147,000	
EXPENDITURES		1,487,080	497,000	(CDBG Waste Water Line Replacement - Woodlands)
REVENUES OVER/(UNDER) EXPENDITURES		0	0	
GRANTS - SPECIAL *				
REVENUES		640,000	763,367	325,000
EXPENDITURES		1,280,000	1,000,000	
REVENUES OVER/(UNDER) EXPENDITURES		0	-236,633	

8-25-2022 09:19 AM

CITY OF NOLANVILLE  
BUDGET PRESENTATION  
AS OF: JULY 31ST, 2022

PAGE: 1

100-GENERAL FUND  
REVENUES

	2019-2020 ACTUAL	2020-2021 ACTUAL	(----- 2021-2022 -----) CURRENT BUDGET	YEAR-TO-DATE ACTUAL	2022-2023 APPROVED BUDGET
<u>Taxes</u>					
100-4100 Property Tax - Current	970,297	993,024	1,047,563	1,082,877	1,282,633
100-4110 Property Tax - Delinquent	14,039	9,269	0	6,908	0
100-4115 Sales Tax Revenue	778,958	1,145,904	1,197,232	904,416	951,054
100-4120 Mixed Beverage Tax	641	0	0	23	0
100-4130 Business Personal Property Tax	117	180	0	955	0
TOTAL Taxes	1,764,051	2,148,377	2,244,795	1,995,179	2,233,687
<u>Licenses &amp; Permits</u>					
100-4200 Franchise Fees, Other	12,054	11,708	2,500	2,898	2,500
100-4201 FF, Cable	42,542	42,475	40,000	21,849	40,000
100-4202 FF, Telephone	2,596	924	0	11,771	0
100-4203 FF, Electric	102,549	107,365	100,000	107,820	100,000
100-4204 FF, Gas	11,599	12,388	12,000	15,658	12,000
100-4205 FF, Trash	78,683	81,928	68,000	81,360	68,000
100-4231 Business Licenses	7,380	7,340	6,629	9,854	6,630
100-4232 Contractor Licenses	334	0	0	200	0
100-4260 Permits	4,850	0	0	( 1,103)	0
100-4261 Garage Sale Permit	390	521	0	530	0
100-4262 Building Permits	88,132	141,458	183,000	182,450	100,000
TOTAL Licenses & Permits	351,110	406,107	412,129	433,286	329,130
<u>Intergovernmental</u>					
<u>Charges for Services</u>					
100-4400 Copy, Fax, & Notary	135	168	300	100	300
100-4405 Open Records Requests	14	0	0	0	0
100-4420 Community Center Rental	1,085	2,085	1,400	2,450	1,400
100-4425 Animal Control Fees	0	75	250	405	250
100-4430 Police Reports	958	1,353	0	4,219	0
TOTAL Charges for Services	2,192	3,681	1,950	7,173	1,950
<u>Fines &amp; Forfeitures</u>					
100-4500 Court Costs Fees & Charges	29,776	32,184	18,000	25,150	18,000
100-4505 Judicial Efficiency Fees	194	96	0	57	0
100-4510 Fines & Forfeitures: Court	125,986	180,128	150,000	141,479	155,000
100-4515 Warrant Fees	200	50	0	100	0
TOTAL Fines & Forfeitures	156,156	212,458	168,000	166,786	173,000
<u>Investment Income</u>					
100-4600 Investment Income	21,114	2,454	12,000	9,563	12,000
100-4610 Real Estate Rentals	12,322	13,424	12,000	8,533	12,000
TOTAL Investment Income	33,436	15,878	24,000	18,096	24,000

8-25-2022 09:19 AM

CITY OF NOLANVILLE  
BUDGET PRESENTATION  
AS OF: JULY 31ST, 2022

PAGE: 2

100-GENERAL FUND  
REVENUES

	2019-2020 ACTUAL	2020-2021 ACTUAL	(----- 2021-2022 -----) CURRENT YEAR-TO-DATE BUDGET ACTUAL	2022-2023 APPROVED BUDGET
<b>Contributions/Donations</b>				
100-4700 Donations: Private	0	95	0	0
100-4710 Donations: Police	0	0	0	0
100-4720 Donations: Park	0	2,000	0	100
TOTAL Contributions/Donations	0	2,095	0	2,718
<b>Miscellaneous</b>				
100-4800 Other Income	15,194	29,317	0	( 44,065)
100-4801 Miscellaneous- Police	0	2,000	0	0
100-4802 Miscellaneous- Parks	125	0	0	0
100-4803 Miscellaneous - Public Works	7,594	4,122	1,000	3,200
100-4804 Annual Festival - INCOME	0	0	0	1,750
100-4805 Centex Race Series - INCOME	20	4,140	7,000	1,221
100-4806 TECLOSE Training Funds	1,130	1,187	0	1,026
TOTAL Miscellaneous	24,064	40,766	8,000	( 36,869)
<b>Other Financing Sources</b>				
100-4999 Insurance Recoveries	0	8,882	0	2,622
TOTAL Other Financing Sources	0	8,882	0	2,622
<b>TOTAL REVENUES</b>	<u>2,331,009</u>	<u>2,838,244</u>	<u>2,858,874</u>	<u>2,588,991</u>
				<u>2,769,767</u>



8-25-2022 09:19 AM

CITY OF NOLANVILLE  
BUDGET PRESENTATION  
AS OF: JULY 31ST, 2022

PAGE: 3

## 100-GENERAL FUND

## Administration

## DEPARTMENTAL EXPENDITURES

	2019-2020 ACTUAL	2020-2021 ACTUAL	(----- 2021-2022 -----) CURRENT BUDGET	YEAR-TO-DATE ACTUAL	2022-2023 APPROVED BUDGET
Personnel Services/Benef					
100-5101-1100 Salaries & Wages	218,777	264,701	240,676	257,448	254,981
100-5101-1105 Overtime	0	0	0	259	0
100-5101-1110 Payroll Taxes	17,437	20,987	18,412	20,322	19,506
100-5101-1111 TWC Unemployment Tax	723	1,797	1,080	465	1,080
100-5101-1120 Employee Benefits	12,923	16,708	0	8,677	0
100-5101-1125 Group Insurance	66,465	70,644	128,815	77,461	148,896
100-5101-1126 TMRS Employer Exp	4,856	4,764	11,156	8,607	11,808
100-5101-1140 Income EDC Personnel	( 40,275)	( 52,108)	0	( 42,592)	0
TOTAL Personnel Services/Benef	280,906	327,493	400,139	330,647	436,271
Operating Expenditures					
100-5101-2100 Official Notices	8,040	12,949	9,000	6,042	9,000
100-5101-2105 Annual Festival	3,506	11,566	8,000	1,733	8,000
100-5101-2130 Banking Charges	1,766	321	0	568	0
100-5101-2132 Cash Over/Short	0	( 35)	0	( 0)	0
100-5101-2150 Information Technology	27,972	32,476	33,000	40,809	38,000
100-5101-2170 Dues & Fees	14,091	14,851	10,000	11,984	10,000
100-5101-2180 Election Expenses	1,288	2,555	2,500	229	2,500
100-5101-2190 Equipment	3,062	4,561	3,000	3,062	3,000
100-5101-2200 Equipment Lease - Copiers	2,508	2,908	2,200	2,443	2,200
100-5101-2220 Insurance - TML	37,565	40,232	51,395	51,395	62,249
100-5101-2221 Insurance	0	0	300	0	300
100-5101-2230 Legal Fees	46,446	31,801	45,000	27,626	45,000
100-5101-2240 Manuals & Subscriptions	0	0	0	589	0
100-5101-2245 Meeting/Conference Expense	6,826	8,413	7,000	8,861	7,000
100-5101-2248 EDC TO PAYBACK	0	0	0	8,750	0
100-5101-2249 ENDEAVOR EXPENSES	0	0	11,652	8,531	10,000
100-5101-2250 Misc Expenses	( 1,692)	14,216	0	1,412	0
100-5101-2251 Train Whistle Jamboree	0	( 290)	0	0	0
100-5101-2252 CENTEX Race Series	3,119	6,119	6,000	3,295	6,000
100-5101-2260 Office Supplies	3,535	4,312	5,000	5,747	5,000
100-5101-2280 Postage	976	3,055	3,000	1,657	3,000
100-5101-2290 Printing	266	292	100	0	99
100-5101-2300 Professional Services	1,350	7,385	0	6,350	0
100-5101-2301 Prof Svcs - Accounting	8,900	16,000	20,000	16,548	20,000
100-5101-2302 Prof Svcs - Engineering	5,715	11,982	7,500	7,150	7,500
100-5101-2304 Prof Svcs - Other	6,640	11,363	25,000	24,374	10,000
100-5101-2310 Repair & Maintenance: Bldg	345	0	0	0	0
100-5101-2380 General Personnel Expenses	3,008	1,053	3,000	1,393	3,000
100-5101-2390 Training & Education	3,054	2,521	2,500	2,984	2,500
100-5101-2400 Travel & Meals	189	616	2,500	3,383	2,500
100-5101-2440 Utilities: Tele/ISP/Cable	2,596	8,967	6,000	3,825	0
100-5101-2441 Telephone - Wireless	6,550	2,010	1,800	2,311	1,800
TOTAL Operating Expenditures	197,617	252,197	265,447	253,050	258,648

5101-2251 Train Whistle Jamboree

PERMANENT NOTES:  
Duplicate Line

8-25-2022 09:19 AM

CITY OF NOLANVILLE  
BUDGET PRESENTATION  
AS OF: JULY 31ST, 2022

PAGE: 4

100-GENERAL FUND  
Administration  
DEPARTMENTAL EXPENDITURES

	2019-2020 ACTUAL	2020-2021 ACTUAL	(----- 2021-2022 -----) CURRENT BUDGET	YEAR-TO-DATE ACTUAL	2022-2023 APPROVED BUDGET
Capital Outlay					
100-5101-4000 Property Purchase	0	0	7,500	7,500	0
100-5101-4100 Machinery & Equipment	13,147	0	28,000	27,824	0
TOTAL Capital Outlay	13,147	0	35,500	35,324	0
Other Financing Uses					
100-5101-9900 Interfund Transfers Out	0	197,000	0	0	0
TOTAL Other Financing Uses	0	197,000	0	0	0
TOTAL Administration	491,671	776,690	701,086	619,022	694,919

8-25-2022 09:19 AM

CITY OF NOLANVILLE  
BUDGET PRESENTATION  
AS OF: JULY 31ST, 2022

PAGE: 5

## 100-GENERAL FUND

## Courts

## DEPARTMENTAL EXPENDITURES

	2019-2020 ACTUAL	2020-2021 ACTUAL	(----- 2021-2022 -----) CURRENT BUDGET	YEAR-TO-DATE ACTUAL	2022-2023 APPROVED BUDGET
<u>Personnel Services/Benef</u>					
100-5201-1100 Salaries & Wages	38,634	33,844	38,179	30,954	41,189
100-5201-1105 Overtime	0	0	0	214	0
100-5201-1110 Payroll Taxes	2,875	2,500	2,921	2,316	3,151
100-5201-1111 TWC Unemployment Tax	210	252	180	9	180
100-5201-1120 Employee Benefits	0	92	0	0	0
100-5201-1126 TMRS Employer Exp	747	708	1,943	1,143	2,097
TOTAL Personnel Services/Benef	42,467	37,395	43,223	34,636	46,617
<u>Operating Expenditures</u>					
100-5201-2132 Cash Over/Short	( 139)	( 133)	0	0	0
100-5201-2150 Information Technology	0	280	0	0	4,000
100-5201-2190 Equipment	1,275	410	0	0	0
100-5201-2230 Legal Fees	12,000	12,000	12,000	9,000	12,000
100-5201-2260 Office Supplies	670	193	370	500	370
100-5201-2300 Professional Services	6,000	14,400	14,400	12,000	19,000
100-5201-2390 Training & Education	100	750	0	1,225	0
TOTAL Operating Expenditures	19,906	27,899	26,770	22,725	35,370
<u>Capital Outlay</u>					
TOTAL Courts	62,373	65,294	69,993	57,361	81,987



8-25-2022 09:19 AM

CITY OF NOLANVILLE  
BUDGET PRESENTATION  
AS OF: JULY 31ST, 2022

PAGE: 6

100-GENERAL FUND  
Police Dept  
DEPARTMENTAL EXPENDITURES

	2019-2020 ACTUAL	2020-2021 ACTUAL	(2021-2022 CURRENT BUDGET)	2022-2023 YEAR-TO-DATE ACTUAL	2022-2023 APPROVED BUDGET
<b>Personnel Services/Benef</b>					
100-5301-1100 Salaries & Wages	434,074	508,898	611,507	470,368	675,545
100-5301-1105 Overtime	12,079	3,075	35,915	1,344	69,186
100-5301-1110 Payroll Taxes	33,557	38,707	49,528	35,954	56,972
100-5301-1111 TWC Unemployment Tax	1,508	3,180	2,160	706	2,160
100-5301-1126 TMRS Employer Exp	10,071	10,626	32,752	16,616	37,429
100-5301-1130 Temporary Employees	793	0	0	0	0
<b>TOTAL Personnel Services/Benef</b>	<b>492,080</b>	<b>564,486</b>	<b>731,862</b>	<b>524,988</b>	<b>841,292</b>
<b>Operating Expenditures</b>					
100-5301-2110 Ammunition	931	1,936	2,000	2,636	2,000
100-5301-2150 Information Technology	1,060	2,299	4,000	5,008	4,000
100-5301-2170 Dues & Fees	1,475	1,750	1,700	544	1,700
100-5301-2190 Equipment	13,912	13,416	10,000	4,067	10,000
100-5301-2210 Inmate Housing	15	10	150	0	150
100-5301-2240 Manuals & Subscriptions	705	380	500	69	500
100-5301-2250 Misc Expenses	0	0	0	561	0
100-5301-2251 Misc - National Night Out	477	0	500	1,167	500
100-5301-2260 Office Supplies	1,349	590	1,250	1,445	1,250
100-5301-2270 Oil, Gas, & Fuel	16,508	25,156	32,000	28,868	35,000
100-5301-2280 Postage	0	0	0	27	0
100-5301-2290 Printing	1,996	2,072	2,000	1,878	2,000
100-5301-2300 Professional Services	2,440	0	0	249	0
100-5301-2320 Repair & Maintenance: Equi	718	831	1,500	0	1,500
100-5301-2330 Repair & Maintenance: Vehi	11,164	20,989	15,000	10,770	15,000
100-5301-2360 Supplies: Departmental	1,270	900	2,000	1,008	2,000
100-5301-2390 Training & Education	3,503	1,466	4,200	596	4,200
100-5301-2391 Training - TECLOSE	3,404	265	0	465	0
100-5301-2400 Travel & Meals	1,216	4,033	4,700	726	4,700
100-5301-2410 Uniforms	9,971	8,252	12,700	10,578	12,700
100-5301-2441 Telephone - Wireless	412	6,355	5,400	4,155	5,400
<b>TOTAL Operating Expenditures</b>	<b>72,526</b>	<b>90,699</b>	<b>99,600</b>	<b>74,817</b>	<b>102,600</b>
<b>Capital Outlay</b>					
100-5301-4000 Property Purchase	1,035	0	0	0	0
100-5301-4100 Machinery & Equipment	63,985	67,121	65,000	57,836	65,000
<b>TOTAL Capital Outlay</b>	<b>65,020</b>	<b>67,121</b>	<b>65,000</b>	<b>57,836</b>	<b>65,000</b>
<b>TOTAL Police Dept</b>	<b>629,626</b>	<b>722,307</b>	<b>896,462</b>	<b>657,640</b>	<b>1,008,892</b>

8-25-2022 09:19 AM

CITY OF NOLANVILLE  
BUDGET PRESENTATION  
AS OF: JULY 31ST, 2022

PAGE: 7

100-GENERAL FUND  
Fire Dept  
DEPARTMENTAL EXPENDITURES

	2019-2020 ACTUAL	2020-2021 ACTUAL	(----- 2021-2022 -----) CURRENT BUDGET	YEAR-TO-DATE ACTUAL	2022-2023 APPROVED BUDGET
Operating Expenditures					
100-5302-2300 Ambulance Service	50,000	56,667	60,000	45,000	60,000
100-5302-2305 Fire Services	45,000	45,000	45,000	37,500	45,000
TOTAL Operating Expenditures	95,000	101,667	105,000	82,500	105,000
TOTAL Fire Dept	95,000	101,667	105,000	82,500	105,000

8-25-2022 09:19 AM

CITY OF NOLANVILLE  
BUDGET PRESENTATION  
AS OF: JULY 31ST, 2022

PAGE: 8

## 100-GENERAL FUND

## Public Works

## DEPARTMENTAL EXPENDITURES

	2019-2020 ACTUAL	2020-2021 ACTUAL	(----- 2021-2022 -----) CURRENT BUDGET	YEAR-TO-DATE ACTUAL	2022-2023 APPROVED BUDGET
<b>Personnel Services/Benef</b>					
100-5401-1100 Salaries & Wages	139,499	150,066	212,637	164,591	280,016
100-5401-1105 Overtime	349	0	0	0	0
100-5401-1110 Payroll Taxes	10,588	11,463	16,267	12,511	21,421
100-5401-1111 TWC Unemployment Tax	584	1,194	1,080	597	1,260
100-5401-1125 Group Insurance	300	0	0	0	0
100-5401-1126 TMRS Employer Exp	2,772	2,678	9,410	5,145	12,066
100-5401-1130 Temporary Employees	0	627	0	1,725	0
TOTAL Personnel Services/Benef	154,092	166,029	239,394	184,569	314,763
<b>Operating Expenditures</b>					
100-5401-2120 Animal Control Expenses	5,161	2,160	4,500	1,680	4,500
100-5401-2150 Information Technology	0	1,937	0	0	0
100-5401-2170 Abatement	5,675	4,826	5,000	1,284	5,000
100-5401-2175 Certifications/Licenses	435	561	500	303	500
100-5401-2190 Tools & Equipment	4,162	7,444	2,600	1,807	2,600
100-5401-2200 Equipment Rental	3,641	1,720	5,000	2,272	5,000
100-5401-2240 Manuals & Subscriptions	0	299	0	0	0
100-5401-2250 Misc Expenses	2,250	154	0	0	0
100-5401-2255 Detention Pond Exp	1,600	7,201	5,500	6,200	5,500
100-5401-2260 Office Supplies	0	0	0	180	0
100-5401-2270 Oil, Gas, & Fuel	4,541	5,750	15,000	11,132	14,000
100-5401-2280 Postage	0	13	0	0	0
100-5401-2290 Printing	0	680	500	0	500
100-5401-2300 Professional Services	10,645	8,183	8,511	9,758	8,511
100-5401-2310 Repair & Maintenance: Bldg	20,952	18,984	15,000	17,635	0
100-5401-2311 Rep & Maint: Bldg Securit	1,662	2,860	2,700	1,528	0
100-5401-2320 Repair & Maintenance: Equi	7,901	2,654	3,000	4,856	5,000
100-5401-2330 Repair & Maintenance: Vehi	2,333	1,892	7,000	5,158	5,000
100-5401-2340 Small Tools & Equipment	0	739	0	0	0
100-5401-2350 Street Repair	141,752	144,033	200,000	196,284	225,000
100-5401-2360 Supplies: Departmental	1,929	1,779	1,000	692	1,000
100-5401-2390 Training & Education	660	1,810	1,000	1,635	1,000
100-5401-2400 Travel & Meals	1,021	476	2,000	1,176	2,000
100-5401-2410 Uniforms	4,229	4,587	2,500	3,506	2,500
100-5401-2430 Utilities: Electric	60,374	60,654	60,000	52,717	0
100-5401-2450 Utilities: Water	4,204	6,616	4,500	2,684	0
TOTAL Operating Expenditures	285,128	288,013	345,811	322,487	287,611
<b>Capital Outlay</b>					
100-5401-4100 Machinery & Equipment	0	232	0	0	0
TOTAL Capital Outlay	0	232	0	0	0
<b>TOTAL Public Works</b>	<b>439,220</b>	<b>454,275</b>	<b>585,205</b>	<b>507,056</b>	<b>602,374</b>



8-25-2022 09:19 AM

CITY OF NOLANVILLE  
BUDGET PRESENTATION  
AS OF: JULY 31ST, 2022

PAGE: 9

100-GENERAL FUND  
Facilities (formerly CC)  
DEPARTMENTAL EXPENDITURES

	2019-2020 ACTUAL	2020-2021 ACTUAL	(----- 2021-2022 -----) CURRENT BUDGET	YEAR-TO-DATE ACTUAL	2022-2023 APPROVED BUDGET
Operating Expenditures					
100-5501-2140 CLEANING ONLY	1,382	2,070	2,500	890	2,500
100-5501-2310 REPAIRS/MAINTENANCE	9,584	2,908	7,925	8,838	22,876
100-5501-2311 BLDG SECURITY	0	0	0	0	2,700
100-5501-2430 UTILITIES: ELECTRIC	0	0	0	0	60,000
100-5501-2440 Utilities: Telephone	0	0	0	0	6,001
100-5501-2450 UTILITIES: WATER	632	914	1,250	685	5,750
TOTAL Operating Expenditures	11,598	5,891	11,675	10,413	99,827
Capital Outlay					
100-5501-4100 Machinery & Equipment	0	2,024	0	0	0
TOTAL Capital Outlay	0	2,024	0	0	0
TOTAL Facilities (formerly CC)	11,598	7,915	11,675	10,413	99,827

8-25-2022 09:19 AM

CITY OF NOLANVILLE  
BUDGET PRESENTATION  
AS OF: JULY 31ST, 2022

PAGE: 10

## 100-GENERAL FUND

## Parks

## DEPARTMENTAL EXPENDITURES

	2019-2020 ACTUAL	2020-2021 ACTUAL	(2021-2022 CURRENT BUDGET)	2022 YEAR-TO-DATE ACTUAL	2022-2023 APPROVED BUDGET
Operating Expenditures					
100-5502-2250 Other Expenses	1,260	1,589	0	22,345	0
100-5502-2310 Repairs/Maintenance	18,663	(3,610)	6,000	24,234	16,768
100-5502-2450 Utilities - Water	7,815	11,289	10,000	3,314	10,000
TOTAL Operating Expenditures	27,738	9,267	16,000	49,893	26,768
Capital Outlay					
100-5502-4100 Machinery & Equipment (OT)	68,395	132,825	140,000	19,105	150,000
TOTAL Capital Outlay	68,395	132,825	140,000	19,105	150,000
TOTAL Parks	96,133	142,092	156,000	68,998	176,768
TOTAL EXPENDITURES	<u>1,825,621</u>	<u>2,270,241</u>	<u>2,525,421</u>	<u>2,002,989</u>	<u>2,769,767</u>
REVENUE OVER/(UNDER) EXPENDITURES	<u>505,388</u>	<u>568,003</u>	<u>333,453</u>	<u>586,001</u>	<u>0</u>

8-25-2022 09:19 AM

CITY OF NOLANVILLE  
BUDGET PRESENTATION  
AS OF: JULY 31ST, 2022

PAGE: 1

120-DONATIONS  
REVENUES

	2019-2020 ACTUAL	2020-2021 ACTUAL	(----- 2021-2022 -----) CURRENT BUDGET	YEAR-TO-DATE ACTUAL	2022-2023 APPROVED BUDGET
<u>Contributions/Donations</u>	_____	_____	_____	_____	_____
	=====	=====	=====	=====	=====



8-25-2022 09:19 AM

CITY OF NOLANVILLE  
BUDGET PRESENTATION  
AS OF: JULY 31ST, 2022

PAGE: 2

120-DONATIONS  
Non-Departmental  
DEPARTMENTAL EXPENDITURES

	2019-2020 ACTUAL	2020-2021 ACTUAL	(----- 2021-2022 -----) CURRENT BUDGET	YEAR-TO-DATE ACTUAL	2022-2023 APPROVED BUDGET
<u>Operating Expenditures</u>	_____	_____	_____	_____	_____
	=====	=====	=====	=====	=====
	=====	=====	=====	=====	=====

8-25-2022 09:19 AM

CITY OF NOLANVILLE  
BUDGET PRESENTATION  
AS OF: JULY 31ST, 2022

PAGE: 1

150-NOLANVILLE EDC  
REVENUES

	2019-2020 ACTUAL	2020-2021 ACTUAL	(2021-2022 CURRENT BUDGET)	2022 YEAR-TO-DATE ACTUAL	2022-2023 APPROVED BUDGET
<u>Taxes</u>					
150-4115 Sales Tax Revenue	194,739	286,476	250,000	226,104	240,000
TOTAL Taxes	194,739	286,476	250,000	226,104	240,000
<u>Investment Income</u>					
150-4600 Investment Income	2,514	332	2,500	1,301	0
TOTAL Investment Income	2,514	332	2,500	1,301	0
<u>Contributions/Donations</u>					
150-4710 Keep Nolanville Beautiful Rev	0	300	0	8,125	0
150-4750 Events/Donations	392	50	500	1,757	0
TOTAL Contributions/Donations	392	350	500	9,882	0
 TOTAL REVENUES	 197,645	 287,158	 253,000	 237,287	 240,000

8-25-2022 09:19 AM

CITY OF NOLANVILLE  
BUDGET PRESENTATION  
AS OF: JULY 31ST, 2022

PAGE: 2

150-NOLANVILLE EDC  
Non-Departmental  
DEPARTMENTAL EXPENDITURES

	2019-2020 ACTUAL	2020-2021 ACTUAL	(----- 2021-2022 -----) CURRENT BUDGET	YEAR-TO-DATE ACTUAL	2022-2023 APPROVED BUDGET
Personnel Services/Benef					
150-5000-1100 Salaries/Wages	41,155	47,592	56,000	42,592	65,000
TOTAL Personnel Services/Benef	41,155	47,592	56,000	42,592	65,000
Operating Expenditures					
150-5000-2100 Rent	0	0	0	0	6,000
150-5000-2101 Administrative Exp	2,822	16,092	3,000	5,528	3,000
150-5000-2102 Advertising/Marketing	6,399	9,193	10,000	19,774	10,000
150-5000-2103 Capital Costs	0	0	210,347	166,283	50,000
150-5000-2170 Dues & Fees	675	725	3,000	727	3,000
150-5000-2221 Insurance	150	0	500	0	0
150-5000-2230 Legal Fees	3,164	1,176	5,000	823	5,000
150-5000-2254 Community Development	20,452	39,510	50,000	41,776	10,000
150-5000-2255 Meeting Expenses	0	0	500	0	500
150-5000-2260 Office Supplies	2,050	176	1,000	1,495	1,000
150-5000-2300 Professional Services	2,425	21,267	50,000	55,466	50,000
150-5000-2380 Economic Development Incen	7,540	5,692	15,000	0	50,000
150-5000-2381 KEEP NOLANVILLE BEAUTIFUL	1,793	14,930	30,000	14,464	10,000
150-5000-2390 Training & Education	3,879	379	5,000	1,717	5,000
150-5000-2400 Travel & Meals	806	0	0	0	0
TOTAL Operating Expenditures	52,154	109,140	383,347	308,053	203,500
TOTAL Non-Departmental	93,309	156,732	439,347	350,645	268,500
TOTAL EXPENDITURES	93,309	156,732	439,347	350,645	268,500
REVENUE OVER/(UNDER) EXPENDITURES	104,337	130,426	( 186,347)	( 113,358)	( 28,500)



8-25-2022 09:19 AM

CITY OF NOLANVILLE  
BUDGET PRESENTATION  
AS OF: JULY 31ST, 2022

PAGE: 1

160-STREET MAINTENANCE  
REVENUES

	2019-2020 ACTUAL	2020-2021 ACTUAL	( <del>2021-2022</del> CURRENT BUDGET	2022 YEAR-TO-DATE ACTUAL	2022-2023 APPROVED BUDGET
<u>Taxes</u>					
160-4115 Sales Tax Revenue	194,739	286,476	250,000	226,104	240,000
TOTAL Taxes	194,739	286,476	250,000	226,104	240,000
<u>Other Financing Sources</u>					
160-4920 Transfers In	0	100,000	213,453	0	0
TOTAL Other Financing Sources	0	100,000	213,453	0	0
 TOTAL REVENUES	 194,739	 386,476	 463,453	 226,104	 240,000

8-25-2022 09:19 AM

CITY OF NOLANVILLE  
BUDGET PRESENTATION  
AS OF: JULY 31ST, 2022

PAGE: 2

160-STREET MAINTENANCE  
Non-Departmental  
DEPARTMENTAL EXPENDITURES

	2019-2020 ACTUAL	2020-2021 ACTUAL	(----- 2021-2022 -----) CURRENT BUDGET	YEAR-TO-DATE ACTUAL	2022-2023 APPROVED BUDGET
Operating Expenditures					
160-5000-2300 Prof Services	84,684	342,989	415,629	422,883	240,000
160-5000-2350 Street Repair Supplies	0	225	0	1,352	0
160-5000-2360 Road Material	83,500	0	0	0	0
160-5000-2480 Matching Funds	25,600	0	0	0	0
TOTAL Operating Expenditures	<u>193,784</u>	<u>343,213</u>	<u>415,629</u>	<u>424,235</u>	<u>240,000</u>
TOTAL Non-Departmental	193,784	343,213	415,629	424,235	240,000
TOTAL EXPENDITURES	<u>193,784</u>	<u>343,213</u>	<u>415,629</u>	<u>424,235</u>	<u>240,000</u>
REVENUE OVER/(UNDER) EXPENDITURES	<u>955</u>	<u>43,263</u>	<u>47,824</u>	<u>( 198,131)</u>	<u>0</u>

8-25-2022 09:19 AM

CITY OF NOLANVILLE  
BUDGET PRESENTATION  
AS OF: JULY 31ST, 2022

PAGE: 1

180-GRANTS  
REVENUES

	2019-2020 ACTUAL	2020-2021 ACTUAL	(----- 2021-2022 -----) CURRENT BUDGET	YEAR-TO-DATE ACTUAL	2022-2023 APPROVED BUDGET
Intergovernmental					
180-4300 CDBG FUNDS	21,105	0	0	0	0
180-4340 TX Parks/Wildlife	80,113	144,922	150,000	0	150,000
180-4341 TPW - City Match	13,571	0	0	0	0
180-4360 KTMPD - TXDOT	0	0	1,200,000	966,982	795,455
TOTAL Intergovernmental	<u>114,790</u>	<u>144,922</u>	<u>1,350,000</u>	<u>966,982</u>	<u>945,455</u>
TOTAL REVENUES	<u>114,790</u>	<u>144,922</u>	<u>1,350,000</u>	<u>966,982</u>	<u>945,455</u>



8-25-2022 09:19 AM

CITY OF NOLANVILLE  
BUDGET PRESENTATION  
AS OF: JULY 31ST, 2022

PAGE: 2

180-GRANTS  
Non-Departmental  
DEPARTMENTAL EXPENDITURES

	2019-2020 ACTUAL	2020-2021 ACTUAL	(----- 2021-2022 -----) CURRENT BUDGET	YEAR-TO-DATE ACTUAL	2022-2023 APPROVED BUDGET
Operating Expenditures					
180-5000-2300 PROF SVCS - CDBG FUNDS	0	0	0	2,214	0
180-5000-2340 TX Parks/Wildlife	67,578	151,875	150,000	31,057	150,000
180-5000-2343 TPW - CONSTRUCTION	127,968	0	0	0	0
180-5000-2360 KTMO - TXDOT	0	63,726	0	0	0
180-5000-2363 KTMO - Construction	0	0	1,200,000	1,037,639	795,455
TOTAL Operating Expenditures	195,547	215,601	1,350,000	1,070,909	945,455
TOTAL Non-Departmental	195,547	215,601	1,350,000	1,070,909	945,455
TOTAL EXPENDITURES	<u>195,547</u>	<u>215,601</u>	<u>1,350,000</u>	<u>1,070,909</u>	<u>945,455</u>
REVENUE OVER/(UNDER) EXPENDITURES	<u>( 80,757)</u>	<u>( 70,679)</u>	<u>0</u>	<u>( 103,927)</u>	<u>0</u>

8-25-2022 09:19 AM

CITY OF NOLANVILLE  
BUDGET PRESENTATION  
AS OF: JULY 31ST, 2022

PAGE: 1

201-MUNICIPAL COURT SECURITY  
REVENUES

	2019-2020 ACTUAL	2020-2021 ACTUAL	(----- 2021-2022 -----) CURRENT BUDGET	YEAR-TO-DATE ACTUAL	2022-2023 APPROVED BUDGET
Fines & Forfeitures					
201-4500 COURT SECURITY 420B	4,090	6,003	4,000	5,452	4,000
TOTAL Fines & Forfeitures	<u>4,090</u>	<u>6,003</u>	<u>4,000</u>	<u>5,452</u>	<u>4,000</u>
Other Financing Sources					
201-4920 Transfer In	0	10,000	0	0	0
TOTAL Other Financing Sources	<u>0</u>	<u>10,000</u>	<u>0</u>	<u>0</u>	<u>0</u>
TOTAL REVENUES	<u><u>4,090</u></u>	<u><u>16,003</u></u>	<u><u>4,000</u></u>	<u><u>5,452</u></u>	<u><u>4,000</u></u>

8-25-2022 09:19 AM

CITY OF NOLANVILLE  
BUDGET PRESENTATION  
AS OF: JULY 31ST, 2022

PAGE: 2

201-MUNICIPAL COURT SECURITY  
Non-Departmental  
DEPARTMENTAL EXPENDITURES

	2019-2020 ACTUAL	2020-2021 ACTUAL	(----- 2021-2022 -----) CURRENT BUDGET	YEAR-TO-DATE ACTUAL	2022-2023 APPROVED BUDGET
<u>Personnel Services/Benef</u>					
<u>Operating Expenditures</u>					
201-5000-2300 Professional Services	294	0	0	0	0
201-5000-2305 MATERIAL	0	2,261	4,630	4,629	0
201-5000-2390 Training & Education	0	0	0	0	4,000
TOTAL Operating Expenditures	294	2,261	4,630	4,629	4,000
<u>Capital Outlay</u>					
201-5000-4100 Machinery & Equipment	0	44,159	0	0	0
TOTAL Capital Outlay	0	44,159	0	0	0
 TOTAL Non-Departmental	 294	 46,420	 4,630	 4,629	 4,000
 TOTAL EXPENDITURES	 294	 46,420	 4,630	 4,629	 4,000
 REVENUE OVER/(UNDER) EXPENDITURES	 3,796	 ( 30,417)	 ( 630)	 823	 0



8-25-2022 09:19 AM

CITY OF NOLANVILLE  
BUDGET PRESENTATION  
AS OF: JULY 31ST, 2022

PAGE: 1

202-MUNICIPAL COURT TECH  
REVENUES

	2019-2020 ACTUAL	2020-2021 ACTUAL	( <del>2021-2022</del> CURRENT BUDGET	2021-2022 YEAR-TO-DATE ACTUAL	2022-2023 APPROVED BUDGET
<u>Charges for Services</u>					
Fines & Forfeitures					
202-4500 COURT TECH 420A	5,420	5,888	4,000	4,680	4,000
TOTAL Fines & Forfeitures	5,420	5,888	4,000	4,680	4,000
TOTAL REVENUES	5,420	5,888	4,000	4,680	4,000

8-25-2022 09:19 AM

CITY OF NOLANVILLE  
BUDGET PRESENTATION  
AS OF: JULY 31ST, 2022

PAGE: 2

202-MUNICIPAL COURT TECH  
Non-Departmental  
DEPARTMENTAL EXPENDITURES

	2019-2020 ACTUAL	2020-2021 ACTUAL	(----- 2021-2022 -----) CURRENT BUDGET	YEAR-TO-DATE ACTUAL	2022-2023 APPROVED BUDGET
Operating Expenditures					
202-5000-2150 Information Technology	5,913	7,499	14,632	14,573	4,000
202-5000-2155 Software	876	0	0	0	0
202-5000-2240 Manuals & Subscriptions	0	163	0	0	0
202-5000-2390 Training & Education	0	0	0	50	0
TOTAL Operating Expenditures	<u>6,789</u>	<u>7,662</u>	<u>14,632</u>	<u>14,623</u>	<u>4,000</u>
Capital Outlay	<u>          </u>	<u>          </u>	<u>          </u>	<u>          </u>	<u>          </u>
TOTAL Non-Departmental	<u>6,789</u>	<u>7,662</u>	<u>14,632</u>	<u>14,623</u>	<u>4,000</u>
TOTAL EXPENDITURES	<u>6,789</u>	<u>7,662</u>	<u>14,632</u>	<u>14,623</u>	<u>4,000</u>
REVENUE OVER/(UNDER) EXPENDITURES	<u>( 1,369)</u>	<u>( 1,774)</u>	<u>( 10,632)</u>	<u>( 9,943)</u>	<u>0</u>

8-25-2022 09:19 AM

CITY OF NOLANVILLE  
BUDGET PRESENTATION  
AS OF: JULY 31ST, 2022

PAGE: 1

203-KISD CROSSING GUARD  
REVENUES

	2019-2020 ACTUAL	2020-2021 ACTUAL	(----- 2021-2022 -----) CURRENT BUDGET	YEAR-TO-DATE ACTUAL	2022-2023 APPROVED BUDGET
Fines & Forfeitures					
203-4500 Court Costs, Fees and Charges	50	5,168	5,000	6,616	5,000
TOTAL Fines & Forfeitures	50	5,168	5,000	6,616	5,000
Miscellaneous					
TOTAL REVENUES	50	5,168	5,000	6,616	5,000



8-25-2022 09:19 AM

CITY OF NOLANVILLE  
BUDGET PRESENTATION  
AS OF: JULY 31ST, 2022

PAGE: 2

203-KISD CROSSING GUARD  
Non-Departmental  
DEPARTMENTAL EXPENDITURES

	2019-2020 ACTUAL	2020-2021 ACTUAL	( <del>2021-2022</del> CURRENT BUDGET)	2022-2023 APPROVED BUDGET
Operating Expenditures				
203-5000-2300 Professional Services	0	13,963	5,000	10,000
TOTAL Operating Expenditures	0	13,963	5,000	10,000
TOTAL Non-Departmental	0	13,963	5,000	10,000
TOTAL EXPENDITURES	0	13,963	5,000	10,000
REVENUE OVER/(UNDER) EXPENDITURES	50	( 8,795)	0	( 5,000)

8-25-2022 09:19 AM

CITY OF NOLANVILLE  
BUDGET PRESENTATION  
AS OF: JULY 31ST, 2022

PAGE: 1

300-CAPITAL PROJECTS  
REVENUES

	2019-2020 ACTUAL	2020-2021 ACTUAL	(----- 2021-2022 -----) CURRENT BUDGET	YEAR-TO-DATE ACTUAL	2022-2023 APPROVED BUDGET
<u>Investment Income</u>	_____	_____	_____	_____	_____
Miscellaneous	_____	_____	_____	_____	_____
300-4800 Transfer In	_____ 0	_____ 87,000	_____ 535,000	_____ 450,000	_____ 0
TOTAL Miscellaneous	_____ 0	_____ 87,000	_____ 535,000	_____ 450,000	_____ 0
<u>Other Financing Sources</u>	_____	_____	_____	_____	_____
TOTAL REVENUES	===== 0	===== 87,000	===== 535,000	===== 450,000	===== 0

8-25-2022 09:19 AM

CITY OF NOLANVILLE  
BUDGET PRESENTATION  
AS OF: JULY 31ST, 2022

PAGE: 2

300-CAPITAL PROJECTS  
Capital Outlay Projects  
DEPARTMENTAL EXPENDITURES

	2019-2020 ACTUAL	2020-2021 ACTUAL	(2021-2022 CURRENT BUDGET)	2022-2023 YEAR-TO-DATE ACTUAL	2022-2023 APPROVED BUDGET
<u>Capital Outlay</u>					
NOT USED					
300-5000-5101 Administration Outlay	34,696	48,964	0	3,489	0
300-5000-5102 CITY HALL IMPROVEMENTS	0	0	330,000	287,177	0
300-5000-5401 Public Works Outlay	49,980	23,298	230,500	230,450	0
TOTAL NOT USED	84,676	72,263	560,500	521,115	0
<u>Other Financing Uses</u>					
TOTAL Capital Outlay Projects	84,676	72,263	560,500	521,115	0
TOTAL EXPENDITURES	84,676	72,263	560,500	521,115	0
REVENUE OVER/(UNDER) EXPENDITURES	( 84,676)	14,737	( 25,500)	( 71,115)	0

8-25-2022 09:19 AM

CITY OF NOLANVILLE  
BUDGET PRESENTATION  
AS OF: JULY 31ST, 2022

PAGE: 1

310-CAPITAL CONSTRUCTION  
REVENUES

	2019-2020 ACTUAL	2020-2021 ACTUAL	(----- 2021-2022 -----) CURRENT BUDGET	YEAR-TO-DATE ACTUAL	2022-2023 APPROVED BUDGET
Investment Income					
310-4600 INVESTMENT INCOME	1,217	1,784	0	317	350,000
TOTAL Investment Income	1,217	1,784	0	317	350,000
Other Financing Sources					
310-4920 BOND PROCEEDS	1,500,000	0	900,000	0	0
TOTAL Other Financing Sources	1,500,000	0	900,000	0	0
TOTAL REVENUES	1,501,217	1,784	900,000	317	350,000



8-25-2022 09:19 AM

CITY OF NOLANVILLE  
BUDGET PRESENTATION  
AS OF: JULY 31ST, 2022

PAGE: 2

310-CAPITAL CONSTRUCTION  
NONE-DEPARTMENTAL  
DEPARTMENTAL EXPENDITURES

	2019-2020 ACTUAL	2020-2021 ACTUAL	(----- 2021-2022 -----) CURRENT BUDGET	YEAR-TO-DATE ACTUAL	2022-2023 APPROVED BUDGET
Operating Expenditures					
310-5000-2230 LEGAL/BOND COUNSEL FEES	8,873	0	0	0	0
310-5000-2301 ACCOUNTNG/INV ADVISOR FEES	14,050	0	0	0	0
310-5000-2303 Prof Svcs - CONSTRUCTION	4,000	0	0	0	0
310-5000-2305 CONSTRUCTION COST	30,780	275,707	1,200,000	1,174,017	497,000
TOTAL Operating Expenditures	57,703	275,707	1,200,000	1,174,017	497,000
TOTAL NONE-DEPARTMENTAL	57,703	275,707	1,200,000	1,174,017	497,000
TOTAL EXPENDITURES	<u>57,703</u>	<u>275,707</u>	<u>1,200,000</u>	<u>1,174,017</u>	<u>497,000</u>
REVENUE OVER/(UNDER) EXPENDITURES	<u>1,443,514</u>	<u>( 273,923)</u>	<u>( 300,000)</u>	<u>( 1,173,700)</u>	<u>( 147,000)</u>

8-25-2022 09:19 AM

CITY OF NOLANVILLE  
BUDGET PRESENTATION  
AS OF: JULY 31ST, 2022

PAGE: 1

400-DEBT SERVICE  
REVENUES

	2019-2020 ACTUAL	2020-2021 ACTUAL	(----- 2021-2022 -----) CURRENT BUDGET	YEAR-TO-DATE ACTUAL	2022-2023 APPROVED BUDGET
<u>Taxes</u>					
400-4100 Property Tax - Current	269,163	429,373	366,329	379,055	390,252
400-4110 Property Tax - Delinquent	4,376	2,646	0	2,672	0
TOTAL Taxes	<u>273,539</u>	<u>432,019</u>	<u>366,329</u>	<u>381,728</u>	<u>390,252</u>
<u>Miscellaneous</u>					
<u>Other Financing Sources</u>					
400-4900 Interfund Transfers In	0	0	34,558	0	0
TOTAL Other Financing Sources	<u>0</u>	<u>0</u>	<u>34,558</u>	<u>0</u>	<u>0</u>
 TOTAL REVENUES	 <u>273,539</u>	 <u>432,019</u>	 <u>400,887</u>	 <u>381,728</u>	 <u>390,252</u>

8-25-2022 09:19 AM

CITY OF NOLANVILLE  
BUDGET PRESENTATION  
AS OF: JULY 31ST, 2022

PAGE: 2

400-DEBT SERVICE  
Non-Departmental  
DEPARTMENTAL EXPENDITURES

	2019-2020 ACTUAL	2020-2021 ACTUAL	(----- 2021-2022 -----) CURRENT BUDGET	YEAR-TO-DATE ACTUAL	2022-2023 APPROVED BUDGET
Operating Expenditures					
400-5000-2170 Dues & Fees	3,428	4,339	4,323	2,850	6,221
400-5000-2246 Bond Retirement	250,000	345,000	350,000	165,000	0
400-5000-2301 Bond Interest Expense	37,002	52,713	0	23,980	0
400-5000-2302 Bond Issue Expenses	0	0	46,564	0	34,031
TOTAL Operating Expenditures	290,431	402,052	400,887	191,830	40,252
NOT USED					
400-5000-5000 Debt Service	0	0	0	0	350,000
TOTAL NOT USED	0	0	0	0	350,000
Other Financing Uses					
TOTAL Non-Departmental	290,431	402,052	400,887	191,830	390,252
TOTAL EXPENDITURES	290,431	402,052	400,887	191,830	390,252
REVENUE OVER/(UNDER) EXPENDITURES	( 16,892)	29,966	0	189,898	0

8-25-2022 09:19 AM

CITY OF NOLANVILLE  
BUDGET PRESENTATION  
AS OF: JULY 31ST, 2022

PAGE: 1

700-GRANTS  
REVENUES

	2019-2020 ACTUAL	2020-2021 ACTUAL	(----- 2021-2022 -----) CURRENT BUDGET	YEAR-TO-DATE ACTUAL	2022-2023 APPROVED BUDGET
Intergovernmental					
700-4331 Transfer In	0	0	35,000	0	0
700-4340 COVID-TDEM	60,940	971,400	763,367	1,439	763,367
700-4350 COVID-OOG Laptops	0	64,956	0	0	0
700-4360 SWB Grant	0	38,170	39,401	30,794	0
700-4380 Project Safe Neighborhood	0	0	0	20,628	0
700-4390 Justice Assistance Grant	0	0	66,212	66,212	0
TOTAL Intergovernmental	60,940	1,074,526	903,980	119,073	763,367
TOTAL REVENUES	60,940	1,074,526	903,980	119,073	763,367



8-25-2022 09:19 AM

CITY OF NOLANVILLE  
BUDGET PRESENTATION  
AS OF: JULY 31ST, 2022

PAGE: 2

700-GRANTS  
Non-Departmental  
DEPARTMENTAL EXPENDITURES

	2019-2020 ACTUAL	2020-2021 ACTUAL	(----- 2021-2022 -----) CURRENT BUDGET	YEAR-TO-DATE ACTUAL	2022-2023 APPROVED BUDGET
Operating Expenditures					
700-5000-2250 COVID/ARPA	89,654	266,775	640,000	356,283	1,000,000
700-5000-2350 COVID-00G Laptops	0	65,597	0	0	0
700-5000-2360 SWB Expenditure	0	63,986	10,562	10,563	0
700-5000-2370 BODYARMOR EXP Grant#419350	0	0	6,712	7,722	0
700-5000-2380 SAFE NEIGHBORHOOD Grant#419	0	0	22,127	22,128	0
700-5000-2390 JUSTICE ASSIST GRANT#41934	0	0	66,212	66,212	0
TOTAL Operating Expenditures	89,654	396,357	745,613	462,906	1,000,000
TOTAL Non-Departmental	89,654	396,357	745,613	462,906	1,000,000
TOTAL EXPENDITURES	<u>89,654</u>	<u>396,357</u>	<u>745,613</u>	<u>462,906</u>	<u>1,000,000</u>
REVENUE OVER/(UNDER) EXPENDITURES	( <u>28,714</u> )	<u>678,169</u>	<u>158,367</u>	( <u>343,833</u> )	( <u>236,633</u> )

8-25-2022 09:19 AM

CITY OF NOLANVILLE  
BUDGET PRESENTATION  
AS OF: JULY 31ST, 2022

PAGE: 1

710-POLICE SEIZED FUNDS  
REVENUES

	2019-2020 ACTUAL	2020-2021 ACTUAL	(----- 2021-2022 -----) CURRENT BUDGET	YEAR-TO-DATE ACTUAL	2022-2023 APPROVED BUDGET
<u>Intergovernmental</u>					
710-4330 Revenue	3,517	0	0	0	0
TOTAL Intergovernmental	3,517	0	0	0	0
 TOTAL REVENUES	 3,517	 0	 0	 0	 0

8-25-2022 09:19 AM

CITY OF NOLANVILLE  
BUDGET PRESENTATION  
AS OF: JULY 31ST, 2022

PAGE: 2

710-POLICE SEIZED FUNDS  
Non-Departmental  
DEPARTMENTAL EXPENDITURES

	2019-2020 ACTUAL	2020-2021 ACTUAL	(----- 2021-2022 -----) CURRENT BUDGET	YEAR-TO-DATE ACTUAL	2022-2023 APPROVED BUDGET
Operating Expenditures					
710-5000-2190 Police Expenditures	1,698	1,454	933	0	933
TOTAL Operating Expenditures	<u>1,698</u>	<u>1,454</u>	<u>933</u>	<u>0</u>	<u>933</u>
TOTAL Non-Departmental	1,698	1,454	933	0	933
TOTAL EXPENDITURES	<u>1,698</u>	<u>1,454</u>	<u>933</u>	<u>0</u>	<u>933</u>
REVENUE OVER/(UNDER) EXPENDITURES	<u>1,819</u>	<u>( 1,454)</u>	<u>( 933)</u>	<u>0</u>	<u>( 933)</u>
	<u>=====</u>	<u>=====</u>	<u>=====</u>	<u>=====</u>	<u>=====</u>